

## Did you know...



For babies and toddlers talking about and playing with shapes is the first stage of recognizing letters.

Babies and toddlers are trying to make sense of their world and one way they do this is to look, taste, listen to, and feel objects. This helps them sort the objects into categories, such as round objects/soft objects; and to tell one object from another, such as a blanket from a ball. Once they are toddlers they can begin learning about shapes and colors.

Children that recognize shapes and are able to tell the difference between them have an easier time learning about letters.


### Level 1

Point out shapes around the house



### Level 2

Teach names of shapes



### Level 3

Look for shapes in letters

Q P  
q p

## Here's how...




- ✦ Read shape books together. There are a wide variety of shape board books to interest your child.
- ✦ Go on a scavenger hunt to look for shapes around the house or in the community. Take a box or bag and collect round things, long things, blue things, etc.
- ✦ Point out shapes in familiar objects. "Your sandwich is a square shape. See, it has four straight sides, 1-2-3-4."

## Read






### Do You See Shapes? by Scholastic



The bright colors in this book make talking about shapes easy and fun. "Do You See Shapes?" is just one in a series of Rookie Toddler board books featuring colors, numbers, and things your little one sees in her world every day.

Other Rookie Toddler books:



## Choosing Books



### More shape books...

*Mouse Shapes*, by Ellen Stoll Walsh

*Freight Train*, by Donald Crews

*My Shapes/ Mis formas*, by Rebecca Emberley

*Black and White*, by Tana Hoban


*Look, Look Again*, by Agnese Baruzzi

*Bear in a Square*, by Stella Blackstone

*My Very First Book of Shapes*, by Eric Carle

*Brown Rabbit's Shapes*, by Alan Baker

*Baby's Shapes*, by Karen Katz



## Talk



**Make a touch book...** Cut cardboard into same sized pieces. Put three holes in the pieces on the left side. Tie pieces together with yarn or string. Put one thing your baby or toddler likes on each page (keys, ribbon, spoon, a leaf). Talk about the things while your child touches them. "This is a shiny spoon; this is a soft, pink ribbon."

## Ready to Write



Cut shapes from clean kitchen sponges and let your little one play with them while she takes a bath. Make soap prints with the sponges on the sides of the tub.

## Play



### A Ball for Baby

*Caregiver does motions with baby on lap; toddlers can do motions on their own or with doll*

Here's a ball for baby, *(hands make circle shape)*  
Big and soft and round.

Here is baby's hammer *(make fist)*  
Oh, how he can pound. *(pound hands together)*

Here is baby's music, clapping clapping so.  
*(clap hands)*

Here are baby's soldiers, *(hold fingers upright)*  
Standing in a row.

Here is baby's trumpet *(bring fist to mouth)*  
Toot toot-toot, toot-toot, toot.

Here's the way that baby plays at peek-a-boo.  
*(peek-a-boo)*

Here's a big umbrella *(hands together over head)*  
To keep a baby dry.

Here is baby's cradle *(put arms around baby)*  
Rock-a-baby bye. *(gently rock baby)*




## Sing



### Shape Song

*(to the tune of "The Farmer in the Dell")*

A circle is like a ball,  
A circle is like a ball,  
Round and round  
It never stops.  
A circle is like a ball!



A square is like a box,  
A square is like a box,  
It has four sides,  
They are the same.  
A square is like a box!



A triangle has 3 sides,  
A triangle has 3 sides,  
Up the mountain,  
Down, and back.  
A triangle has 3 sides!



A rectangle has 4 sides,  
A rectangle has 4 sides,  
Two are long,  
and two are short,  
A rectangle has 4 sides!



Hear tune at <http://bussongs.com/songs/the-farmer-in-the-dell.php>

## At your library...



You can read hundreds of free online books with your child by visiting your local library's website and clicking on Tumblebooks™.