



For ages
**Birth
to 2**

The Bookworm



From your
local library
and Idaho's Read
to Me program

December 2011

Shapes and the ABCs

For babies and toddlers talking about and playing with shapes is the first stage of recognizing letters.

Babies are trying to make sense of their world and one way they do this is to look, taste, listen to, and feel objects. This helps them sort the objects into categories, such as round objects/soft objects; and to tell one object from another, such a blanket from a ball.

As your child begins to understand language, you might say, "Feel this big ball. It is round!" "Your sandwich has four sides, see 1-2-3-4."


Toddlers can begin learning about shapes and colors. Read "shapes" books with your child and point out shapes around the house and outside. "Your sandwich is a square shape. See, it has four straight sides, 1-2-3-4."

Children that recognize shapes and are able to tell the difference between them have an easier time learning about letters. "Letter Knowledge" is one of the six early literacy skills, and learning about shapes is the first step!




Book of the Month

Do You See Shapes? a Scholastic Rookie Toddler book

The bright colors in this book make talking about shapes easy and fun. "*Do You See Shapes?*" is just one in a series of Rookie Toddler board books featuring colors, numbers, and things your little one sees in her world every day.



Other Rookie Toddler books:



More Board Books About Shapes

Shapes, by Little Scholastic

Flaptastic Shapes, by Charlie Gardner

Shapes All Around, by Amy McSimpson

Shapes in My House, by Kristin Eck

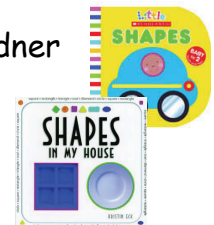
Colors and Shapes (Touch and Feel series), DK Publishing

Shapes (Touch and Feel series), DK Publishing

Baby's Shapes, by Karen Katz

Spot's First Shapes, by Eric Hill

My Very First Look at Shapes, Christiane Gunzi



Level 1

Point out shapes around the house



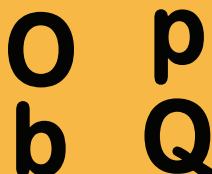
Level 2

Teach names of shapes



Level 3

Look for shapes in letters



More fun with *Do You See Shapes?*

Book talk... The book suggests great activities to do with your toddler as you read the book together, such as clapping when she sees a certain shape. Try these activities as you read.

Bathtime fun... Cut shapes from clean kitchen sponges and let your little one play with them while she takes a bath. Make soap prints with the sponges on the sides of the tub.

Around the house... Encourage your child to make shapes with cookie dough, clay, or play-doh. Here's an easy play-doh recipe you can make at home:

Mix: 2 cups flour, 1 cup salt, 1-1/2 teaspoons cream of tartar, and 1-1/2 teaspoons vegetable oil.

Slowly stir in 2 cups of colored water (use food coloring to color). Cook over low heat, stirring constantly, until it turns into dough. Form it into a ball and store it in a covered container.



Song to Sing With Your Toddler Hokey Pokey Shapes

Cut out a circle, square, triangle, rectangle, and oval from thick paper. Help your child find the correct shape for each verse and do the motions with him.

You put your circle in,
You take your circle out,
You put your circle in
and you shake it all about.
You do the hokey pokey and you turn
yourself around.
That's what it's all about!




You put your square in...

You put your triangle in...

Keep going!

Challenge: Make the shapes different colors:

Put your red circle in...



What your library can do for you...

Your library has lots of books, DVDs, and music CDs to help celebrate the holidays!

Tickle Rhyme for Baby

I bounce you here,
I bounce you there,
(gently bounce baby on knees)
I bounce you, bounce you,
everywhere.

I tickle you here, I tickle you
there, *(gently tickle baby)*
I tickle you, tickle you,
everywhere.

I hug you here, I hug you there,
(hug baby)

I hug you, hug you, everywhere!

Funding for this project is made possible by the Idaho Commission for Libraries' Read to Me program, and the U.S. Institute of Museum and Library Services under a provision of the Library Services and Technology Act.

Printed 2011

