



Idaho Family Reading Week 2011

Great FRW Celebrations From Across the State:

Meridian Library District, Megan Egbert

Although we didn't have anything big planned for Family Read Week this year (aside from our puppet show) we ended up having a ton of fun with it! We transformed our Children's area by making huge games for kids to play (hopscotch, tic tac toe, and an enormous game of Chutes and Ladders. The kids loved it so much, that we've had to promise them we'll put them out again soon!



Garden Valley District Library, Karen Benedict



Clearwater Memorial Public Library did a great press release for their event.

For immediate Release
Clearwater Memorial Public Library
Michelle Knapp
1-208-476-3411
michelle241@orofino-id.com

November 22, 2011

Clearwater Memorial Public Library enjoyed week long activities during Idaho Family Read Week, "Let the Games Begin," November 14th -19th. On Wednesday, November 16th, the Library hosted Family Game Night for all ages. The public was invited to come in and play games with the staff and Clifford the Big Red Dog. During the two hour game night, the Library Staff, Clifford the Big Red Dog, Library Volunteers, Tyler Kitchen and Weston Kitchen along with over 50 participants played a variety of games such as Candy Land, Checkers, Legos, Clue and Wee little Piggies. Fun was had by all!

For the week long Scavenger Hunt, participants were asked to pick up a game card and complete at least five of the activities. Some of the activities participants were asked to complete were to cook dinner or play a game with their family, check out a book, ask a friend or neighbor for a book recommendation, ask three local area businesses to stamp their game cards or visit a Library. We had an outstanding number of 64 participants in the Scavenger Hunt. Completed game cards were entered into a drawing to win a Family Bag of Books with games. The Winner of the Scavenger Hunt drawing is Drew Hanna.

For more information on upcoming activities at Clearwater Memorial Public Library call 208-476-3411, stop by 402 Michigan Ave., or visit us on the web at www.orofinolibrary.org



Gooding Elementary/Middle School

We “Let the Games Begin” on Thursday, November 15 in the Gooding Elementary Middle School library for Family Read Night. This evening showed students and parents a new way to enjoy the library. Gaming to support literacy is a way to develop critical thinking and teamwork. Over 250 people came to compete and enjoy the night. We offered them Pictionary, Trivia, Guess-the-Google, and Bingo. Every time you won a game, your name was entered into a drawing for books, posters and prizes. Every fifteen minutes, we drew fifteen names! Besides the game playing for the elementary students, middle school students tried to solve the murder mystery going on in a classroom. They succeeded and the guilty girl was hand cuffed and arrested by our Resource Officer! She was later released for “good” behavior! Everyone enjoyed the games and popcorn and cookies!



Boise Public Library @ Collister

Family Game Night! With board games as well as PS3 and Wii games. We partnered with Salt Tears Noshery and Penny Lane Kids Store. Salt Tears provided yummy cookies, s'more flavored drinks and a flavored popcorn bar. Penny Lane Kids donated gift cards and gave us a great discount on games to purchase for prizes as well as some to keep for the library's collection. Watching parents rock out with their kids on the Wii was a highlight of the evening while Sorry! and ConnectFour were very popular board games. We made sure to have games for all ages and were happy to see participants of all ages enjoy themselves. It was great to partner with community businesses (an ICFL, of course!) and benefit from their generosity and creativity at our event. With their help we were able to give out many games as prizes so that each family that came now has at least one game that they can play at home together.



Kooskia Community Library

Here are some pictures we took when George Conger's 4th/5th grade class from Clearwater Valley Elementary School visited the library to play games during our celebration of Idaho Family Reading Week. All of us really liked the 'Let the Games Begin' theme!



Mountain Home Public Library



West Bonner District Library



Casey Lynch on left and Kelly Lynch on right.
Brothers- illustrator and author

Wendell Public Library

We hosted a Scavenger Hunt at the library. We made up multiple different lists with 10 questions and answers on each. Each question had the spine label and title information. The idea was to use the information given to find the correct book and then find the answer to the question on the dust jacket. In the case of J-P they had to read the book to find the answers.

The goal was to introduce the patrons to Authors that they had not read before. The kids loved it. I have intentions to print some more copies so the kids can do this activity while school is out for Christmas. Families were given a crossword book and a Lili pencil to write on and after playing they were given both, along with a card game to take home as a prize.

In regards to photo releases: We have permanently posted signs throughout the library stating that pictures may be taken and requesting notification if they would like to refrain, That night we also made a point to ask families during the event.



Midvale Community Library



We had an obstacle course as part of our FRW! In this photo a girl is walking the "balance beam" portion of the obstacle course. First they just had to do it with the bean bag on their head, but that was too easy, so I had them carry a ball on a spoon in their mouth. That was still too easy, so we added balloons. Then they wanted to go through it timed, and fortunately one of the adults had a cell phone with a stop watch function. The best time was 27 seconds through the entire course, which started out with a crocodile infested river, a trip through an ice cave on their belly, the balance beam, a sort of hop scotch that involved using the right foot on the right number, then a trip down an aisle full of "land mines" - cardboard boxes.



We set up a puppet theater and read a book (one of the Rainbow Fish books) while the puppeteer acted it out. After that first play, we just let them



play with it. One little girl did a stand-up comedy routine. It was 1 1/2 hours of just plain fun. Then we drew names for the games that you sent us. With a couple things added from our own stash, we had something for every family to take home. It was great!

Blackfoot Public Library incorporated the theme in every part of their library. They



even found a way to get their Board members “in the game.” Read on for all the details!!

Here is the “expanded” version of our, Let the Games Begin campaign! We had SO much fun with this theme and wanted to share with others! We also felt it was such a fun theme, that it would be a shame to just put it away after enjoying it for only 1 week, so we decided to let it be our theme throughout December!! Hopefully you enjoy looking at our program outline and our pictures!



For the kick-off, we went to our local DI store and bought a few used games. We then made a little "grab bag" for each of our Staff members with parts and pieces from the used games. Each Staff member was instructed to create their own name badge using only the parts in their bag! Each badge came out so cute and so different! The Staff had fun creating, and then sharing what they made!




In decorating the Library and setting the theme, we have 3 basic areas that we decorate: the children’s area, the circulation area, and our entry. We also wanted to create a few games that our patrons could play to win prizes!


For the Children’s area, we asked all of our Staff to bring games! We have piles of games on top of our children’s unit and as you can see Bugs Bunny came to play too! We pulled all of the books in our Library that had something to do with playing together, games, having fun, and had them available for easy check out in our display. The 4 handouts at the children’s unit were coloring sheets with kids playing games, crossword puzzles, and word find games. In our drawers were games the kids could play in the library. The



children could find a bowling set, dominoes, large foam dice, barrels of monkeys and a



big floor puzzle. The Snake River School/Community Library even let us borrow their great game rug! It was so fun to see dads curled up on the rug playing checkers with their kids! Our theme for this area was “Families That Play Together...Stay Together...and we really encouraged everyone to break all the “old school” library rules and have a blast playing!



At our circulation desks, we created a garland of Scrabble tiles that repeated the wording: READ FUN PLAY! At each of our circulation desks, we promoted our Library Scrabble Game, our Name That Game Contest, and promoted Family Reading Week!

Our entry area has a table that we use for handouts to give to our patron. We found brain teasers and a cute I-Spy game to make. (We

gave out 485 copies during the week!)



The glass display case in our Library was converted to a Name That Game Contest! We “borrowed” a piece from different games and numbered them. Our patrons (young and old!) had to try and identify which game they came from! We bought and made 5 prizes and will draw winners from the correct entries.

The Library Scrabble game has our patrons trying to collect tiles and spell as many words as they can! We have one patron who comes in everyday to get her tiles! We designed a Scrabble board and any time a patron visits the library they collect 3 Scrabble tiles. If you bring your whole family....everyone gets 3 tiles! We will draw for prizes (20) at the end of our program!



Family Reading Week was a week- long of FUN and GAMES at the Library! We found Scrabble Cheez-it Crackers and packaged them into little

zip bags with a message about Family Reading Night and that Libraries Spell FUN! We




handed these out to our Story Time participants, Head Start, our After School Program children and at the desk to help promote attendance. We also partnered with 3 elementary schools and created flyers to send home.



Every day of Family Reading Week was dedicated to a specific game! We set up 3 small tables and each day had different games and coloring sheets that reflected the theme of the day. Monday was Sport Day! All staff dressed up in their favorite sports attire...complete with eye black! We gave out sport bookmarks to any patrons that visited that day! Tuesday was Operation Day! Staff dressed up as doctors or patients! We gave out gummy body parts to any patron that came that day, complete with "tongs" to retrieve it from the container!



Wednesday was Scrabble Day! We gave out packages of the Cheez-It Crackers to our patrons. This was also our Family Reading Night from 5:00-7:00 pm. Thursday was Monopoly Day! We made and gave out "Library Monopoly Money" that was good for 50 cents off in overdue fines! Friday was I-Spy Day! We found the cutest gummy I-Spy chews to hand out to our patrons! Saturday was Game-On Day! We used it as a way to give out anything that hadn't already been used! We even put a basketball hoop in the library and had children shooting free throws and double dribbling in the Library!



We wanted to share our Wednesday, Scrabble Day, Family Reading Night a little more! From 5:00-7:00 that evening, we set up 7 stations at the Library. Each station represented a Scrabble Tile Letter. If you visited a station, and did the activity, you were given the Scrabble tile letter from that station. If you visited all 7 stations, you spelled LIBRARY! Then you could turn that in at the circulation desks for a FUN prize!

We wanted our Board Members to be involved with our campaign too! At their meeting, we gave them all a brain teaser sheet to try and fill out and a bag of Cheez-It Crackers to munch on while they were doing Board business!

As you can see, we LOVED this theme! We are adding a few Christmas decorations (garlands, lights, and a Christmas tree decorated with games!) and continuing it throughout the rest of the year! Thank you for letting us share (in a little more depth!!) the fun things we did for the patrons of Blackfoot!

Lisa & Brenda - (2 Crazy Librarians who Love Libraries!)

Innovative and Successful Marketing Ideas:

We did something fun this year. All through the week when anyone checked out books we gave them a ticket. Then on Friday we had a cake walk that could be entered for the prize of one ticket. The Friends made cupcakes, cakes and pie. We had all ages of children attend for a total of about 45-50 people. They all had a great time us included.
~Colleen Bonnell, Library Director, Payette Public Library

We emailed promo materials to the five elementary school librarians closest to us and kept them apprised of our events. We also took posters to the Harding Center to try to reach families there. I'm not sure it made a huge difference, but every little bit does help!

~Susan Thorpe – Coeur d'Alene Public Library

In celebration of FRW last week, we advertised a popular "Food for Fines" program where we will take up to \$10 off a patron's fines if they bring donations of non-perishable food items to the library for the Idaho Food Bank. Our patrons responded generously by filling 6 large bins to overflowing.

On Monday, November 14th, we held a special after school drop-in program entitled "Game Board Challenge". We used the template provided by the Idaho Commission for Libraries to produce a press-release which we sent to the Boise Weekly. We produced a beautiful, eye-catching poster (I've attached a copy for you), which we displayed in a couple of places in the branch and posted on our website and on our Facebook page. We also promoted the program through our newsletter.

I had called "All About Games" and asked if we could borrow some of their family games for our program. They agreed that we could borrow four or five games for the program and then return them the next morning. The next day, the owner, Bruce called and offered to come to the program and teach our participants how to play the games.

We were thrilled to have him participate in our program and it sounds like everyone had fun. There were 31 people, mostly families, who came and played that afternoon. With the help of the ICfL and the support of a merchant in the area, we enjoyed a very successful program and are looking forward to next year's FRW.

~Monika Pomper, Ada Community Library, Victory Branch

One exciting and new way we were able to market our FRW events this year was through the radio. A local radio station called and interviewed me over the phone about our planned events. The interview was featured on their morning radio program. They even offered to advertise for us more in the future. Yay!

~ Darbie Chocker, Youth Services Programmer, Jerome Public Library