

CREATURE CREATION CHALLENGE VOTING

READ ME FIRST!

1. Review all submissions in this document.
2. Determine one submission from each category (PUBLIC LIBRARIES ARE LISTED FIRST and SCHOOL LIBRARIES FOLLOW) to vote for as your favorite.
3. Click [HERE](http://www.surveymonkey.com/s/CreatureCreationVoting) to cast your vote using our SurveyMonkey form.
(<http://www.surveymonkey.com/s/CreatureCreationVoting>)
4. Each person can vote only once!
5. Voting ends on November 12, 2012.
6. Stay tuned for the results on November 13th!

PUBLIC LIBRARY SUBMISSIONS



Creature Creation Challenge Submission Template

1. Only one project per library may be submitted for this challenge.
2. Copy and paste a picture of the teen's creature **in .jpg format** into this document below. (If you need help, call us!)
3. Size the picture to approximately 4-5 inches in height to keep your submission on one page.
4. Fill in the project information below.
5. Email the file to [Erica](#) or [Sue](#) by the October 31, 2012 deadline.

Project Information:

- Library Name: **Ada Community Library- Victory Branch**
- Creature Name: **Marvin**
- What character inspired the creature: ***The teens thought that giant legos looked fun to play with.***
- Title and Author of the book in which the character was featured: **Hitchhiker's guide to the galaxy, Douglas Adams**
- A short description of how the creature was created. What media, computer program, or design method was used: ***After providing the teens with a variety of means and methods to create a creature, a consensus was reached. The teens decided to use giant lego blocks. Although one teen really felt drawn towards using other mediums and asked if they could place their bent paper clips onto the eyes of the robot. I think if I had been a bit more authoritarian we might have seen something of a little higher quality. Never the less, here is a real teen creature creation, created by real teens, with little to no outside interference.***





Creature Creation Challenge Submission for Star Branch

Project Information:

- Library Name: Ada Community Library: Star Branch
- Creature Name: Bird
- What character inspired the creature: Bird
- Title and Author of the book in which the character was featured: Spirited Away by Hayao Miyazaki
- A short description of how the creature was created. What media, computer program, or design method was used: The skeleton of the creature was formed out of wire (old coat hangers). Then a layer of masking tape was applied giving it some structure. Some traditional papier mache layers came next and it was finished with a final layer of tissue paper for color.





Creature Creation Challenge Submission Template

1. Only one project per library may be submitted for this challenge.
2. Copy and paste a picture of the teen's creature **in .jpg format** into this document below. (If you need help, call us!)
3. Size the picture to approximately 4-5 inches in height to keep your submission on one page.
4. Fill in the project information below.
5. Email the file to [Erica](#) or [Sue](#) by the October 31, 2012 deadline.

Project Information:

- Library Name: Library! At Hillcrest
- Creature Name: Argus, the Many-Eyed
- What character inspired the creature: Argus (the man) from Percy Jackson
- Title and Author of the book in which the character was featured: Percy Jackson/Rick Riordan
- A short description of how the creature was created. What media, computer program, or design method was used: The creature was made from clay rolled into strips and wrapped around a central clay ball. Eyes were then placed at the ends and along the spines of the clay strips.

(place image here)





Creature Creation Challenge Submission Template

Project Information:

- Library Name: Buhl Public Library
- Creature Name: Warrior Duck
- What character inspired the creature: The idea of the creature mutating
- Title and Author of the book in which the character was featured: Monster Blood by R. L. Stine
- A short description of how the creature was created. What media, computer program, or design method was used:

The teens used broken toy pieces and mashed them together using hot glue. This toy includes a duck head, legs and an arm from a Dora doll, legs from a horse, and parts of a stuffed animal.






Creature Creation Challenge Submission Template

1. Only one project per library may be submitted for this challenge.
2. Copy and paste a picture of the teen's creature **in .jpg format** into this document below. (If you need help, call us!)
3. Size the picture to approximately 4-5 inches in height to keep your submission on one page.
4. Fill in the project information below.
5. Email the file to [Erica](#) or [Sue](#) by the October 31, 2012 deadline.

Project Information:

- Library Name: Cascade Public Library
- Creature Name: Hunter the 3-eyed Hobo
- What character inspired the creature: Joe Bradley
- Title and Author of the book in which the character was featured: Lonesome Road: The Way of Life of a Hobo By Thomas Minehan
- A short description of how the creature was created. They used his blanket, pillow case, and a marker to create their creature.





Creature Creation Challenge Submission Template

1. Only one project per library may be submitted for this challenge.
2. Copy and paste a picture of the teen's creature **in .jpg format** into this document below. (If you need help, call us!)
3. Size the picture to approximately 4-5 inches in height to keep your submission on one page.
4. Fill in the project information below.
5. Email the file to [Erica](#) or [Sue](#) by the October 31, 2012 deadline.

Project Information:

- Library Name: Community Library Network at Pinehurst
- Creature Name: Zombie Amanda
- What character inspired the creature: Zombie
- Title and Author of the book in which the character was featured: Night of the living dead
- A short description of how the creature was created. What media, computer program, or design method was used: Using homemade latex and makeup

(place image here)





Creature Creation Challenge Submission Template

1. Only one project per library may be submitted for this challenge.
2. Copy and paste a picture of the teen's creature **in .jpg format** into this document below. (If you need help, call us!)
3. Size the picture to approximately 4-5 inches in height to keep your submission on one page.
4. Fill in the project information below.
5. Email the file to [Erica](#) or [Sue](#) by the October 31, 2012 deadline.

Project Information:

- Library Name: Garden City Public Library
- Creature Name: Frankentoys!
- What character inspired the creature: Arthur & Sebastian
- Title and Author of the book in which the character was featured: Various
- A short description of how the creature was created. What media, computer program, or design method was used: Sewing and gluing different stuffed animals and toys

(place image here)





Creature Creation Challenge Submission Template

Project Information:

- Library Name: **Jerome Public Library**
- Creature Name: **Basilisk**
- What character inspired the creature: **The deadly creature featured in Harry Potter.**
- Title and Author of the book in which the character was featured: **Harry Potter and the Chamber of Secrets by J.K. Rowling**
- A short description of how the creature was created. What media, computer program, or design method was used: **The creature was created using modeling clay and a Harry Potter Lego set.**





Creature Creation Challenge Submission Template

1. Only one project per library may be submitted for this challenge.
2. Copy and paste a picture of the teen's creature **in .jpg format** into this document below. (If you need help, call us!)
3. Size the picture to approximately 4-5 inches in height to keep your submission on one page.
4. Fill in the project information below.
5. Email the file to [Erica](#) or [Sue](#) by the October 31, 2012 deadline.

Project Information:

- Library Name: Larsen-Sant Library
- Creature Name: "Medusa"
- What character inspired the creature: Medusa
- Title and Author of the book in which the character was featured: The Lightning Thief by Rick Riordan
- A short description of how the creature was created. What media, computer program, or design method was used: It started with a balloon(for head) a cup (neck), wire from hangers (snakes) and a block of wood. I put paper mache over all of it and painted it. I created the open book by using poster board and an old book.





Creature Creation Challenge

Project Information:

From Lewiston City Library

428 Thain Lewiston, ID 83501

Contact Person: Debbie Allen dallen.lew@valnet.org

The Creature's name is Fire Seal. Fire Seal was inspired by the creature from the lake, (Grendel's mom, an unnamed swamp-hag). From the book *Beowulf*, written at the dawn of time by an unknown creature. Fire Seal was created by rolling clay and modeling it into wings, feet, antlers and other critter parts. Clay is the medium used, because teens still like to play, be creative and use old fashioned mediums with their hands.





Creature Creation Challenge

- Library Name: Marshall Public Library- submitted by Zach Gomez
- Creature Name: Frankinzach
- What character inspired the creature: Frankenstein
- Title and Author of the book in which the character was featured:
Frankenstein by Mary Wollstonecraft Shelley
- A short description of how the creature was created. What media, computer program, or design method was used: I was looking up pics and then saw Frankenstein, so I made me to be Frankenstein. This was created using photoshop at school.





Creature Creation Challenge Submission Template

1. Only one project per library may be submitted for this challenge.
2. Copy and paste a picture of the teen's creature **in .jpg format** into this document below. (If you need help, call us!)
3. Size the picture to approximately 4-5 inches in height to keep your submission on one page.
4. Fill in the project information below.
5. Email the file to [Erica](#) or [Sue](#) by the October 31, 2012 deadline.

Project Information:

- Library Name: Meridian Library District
- Creature Name: Fuzzy Eyed Brain
- What character inspired the creature: N/A, this was his own creation based on several creatures.
- Title and Author of the book in which the character was featured: Mostly inspired from creatures in Goosebump books by RL Stine.
- A short description of how the creature was created. What media, computer program, or design method was used: Designed during our Open Crafts program with yarn, paint and Styrofoam balls.



Sorry that the creature isn't exactly depicting a character. Our kids had a hard time following the instructions and decided to make whatever crazy creatures they could come up with within the hour that we gave them.



Creature Creation Challenge Submission Template

1. Only one project per library may be submitted for this challenge.
2. Copy and paste a picture of the teen's creature **in .jpg format** into this document below. (If you need help, call us!)
3. Size the picture to approximately 4-5 inches in height to keep your submission on one page.
4. Fill in the project information below.
5. Email the file to [Erica](#) or [Sue](#) by the October 31, 2012 deadline.

Project Information:

- Library Name: Nampa Public Library
- Creature Name: L.B.T.
- What character inspired the creature: Little Red Riding Hood, Big Bad Wolf, and Three Little Pigs
- Title and Author of the book in which the character was featured: Tales from the Hood by Michael Buckley (Sisters Grimm series)
- A short description of how the creature was created. What media, computer program, or design method was used: First drawn in pencil on paper, then colored in with marker





Creature Creation Challenge Submission Template

1. Only one project per library may be submitted for this challenge.
2. Copy and paste a picture of the teen's creature **in .jpg format** into this document below. (If you need help, call us!)
3. Size the picture to approximately 4-5 inches in height to keep your submission on one page.
4. Fill in the project information below.
5. Email the file to [Erica](#) or [Sue](#) by the October 31, 2012 deadline.

Project Information:

- Library Name: Osburn Public Library
- Creature Name: Zombie
- What character inspired the creature: Walking Dead
- Title and Author of the book in which the character was featured: The Walking Dead, book 2 by Robert Kirkman.
- A short description of how the creature was created. What media, computer program, or design method was used: Costume in 4 separate parts.






Creature Creation Challenge Submission Template

1. Only one project per library may be submitted for this challenge.
2. Copy and paste a picture of the teen's creature **in .jpg format** into this document below. (If you need help, call us!)
3. Size the picture to approximately 4-5 inches in height to keep your submission on one page.
4. Fill in the project information below.
5. Email the file to [Erica](#) or [Sue](#) by the October 31, 2012 deadline.

Project Information:

- Library Name: Portneuf District Library
- Creature Name: Death Box Monster
- What character inspired the creature: Roller Ghoster
- Title and Author of the book in which the character was featured: What's New Scooby Doo by Joy Brewster
- A short description of how the creature was created. What media, computer program, or design method was used: Pizza Box, paper, stamps, drawings

(place image here)





Creature Creation Challenge Submission Template

1. Only one project per library may be submitted for this challenge.
2. Copy and paste a picture of the teen's creature **in .jpg format** into this document below. (If you need help, call us!)
3. Size the picture to approximately 4-5 inches in height to keep your submission on one page.
4. Fill in the project information below.
5. Email the file to [Erica](#) or [Sue](#) by the October 31, 2012 deadline.

Project Information:

- Library Name: Valley of the Tetons Library
- Creature Name: The Big Friendly Giant
- What character inspired the creature: The BFG
- Title and Author of the book in which the character was featured: The BFG, Roald Dahl
- A short description of how the creature was created. What media, computer program, or design method was used: This was made from Salt Dough. The Student did an excellent job making the creature creation. The Creature is 3-D. She used wires for the hair. This picture hardly does it justice.



SCHOOL LIBRARY SUBMISSIONS



Creature Creation Challenge Submission Template

1. Email the file to [Erica](#) or [Sue](#) by the October 31, 2012 deadline.

Project Information:

- Library Name: **Burley High School Media Center**
- Creature Name: **Gwin**
- What character inspired the creature: **Gwin**
- Title and Author of the book in which the character was featured: **Inkheart by Cornelia Funke**
- A short description of how the creature was created:
 - ***The creature is made out of wire, clay, and fake fur. A wire armature was made to support the body. Then the head and feet were sculpted out of clay and attached to the wire. The armature was baked and then the clay was painted. After that a pattern was created for the creature's body and the fur was hand sewn onto the armature and filled with stuffing for the finishing touch.*** (Creator: Molly Heiner)

(place image here)





Creature Creation Challenge Submission Template

1. Only one project per library may be submitted for this challenge.
2. Copy and paste a picture of the teen's creature in **.jpg format** into this document below. (If you need help, call us!)
3. Size the picture to approximately 4-5 inches in height to keep your submission on one page.
4. Fill in the project information below.
5. Email the file to [Erica](#) or [Sue](#) by the October 31, 2012 deadline.

Project Information:

- **Library Name:** Centennial High School Library
- **Creature Name:** Oak
- **What character inspired the creature:** Rannoch
- **Title and Author of the book in which the character was featured:** *Fire Bringer* by David Clement-Davies
- **A short description of how the creature was created. What media, computer program, or design method was used:** A deer statue was used as the structure of the art piece. Then the artist Paper-Mached pages that were scanned from the actual book onto the statue. The leaves under the statue are real oak leaves and the base which the deer is on represents the book.






Creature Creation Challenge

Library Name: Century High School Media Center- submitted by: Danielle McCabe

- Creature Name: *Hydra of Aerygante*
- What character inspired the creature: Lernaean Hydra
- Title and Author of the book in which the character was featured:
The Labors of Hercules by Agatha Christie
- A short description of how the creature was created. What media, computer program, or design method was used: I sketched it with an 0.7mm mechanical pencil and then shaded it with an H graphite pencil and an 0.5mm mechanical pencil.





Creature Creation Challenge Submission Template

1. Only one project per library may be submitted for this challenge.
2. Copy and paste a picture of the teen's creature **in .jpg format** into this document below. (If you need help, call us!)
3. Size the picture to approximately 4-5 inches in height to keep your submission on one page.
4. Fill in the project information below.
5. Email the file to [Erica](#) or [Sue](#) by the October 31, 2012 deadline.

Project Information:

- Library Name: Eagle Middle School
- Creature Name: ?
- What character inspired the creature: Science Fiction Star Wars Creatures
- Title and Author of the book in which the character was featured: Star Wars: The Prequel Trilogy by Terry Brooks, R.A. Salvatore, and Matthew Stover
- A short description of how the creature was created. What media, computer program, or design method was used: The student used mechanical items to create the creature.

(place image here)






Creature Creation Challenge Submission Template

1. Only one project per library may be submitted for this challenge.
2. Copy and paste a picture of the teen's creature **in .jpg format** into this document below. (If you need help, call us!)
3. Size the picture to approximately 4-5 inches in height to keep your submission on one page.
4. Fill in the project information below.
5. Email the file to [Erica](#) or [Sue](#) by the October 31, 2012 deadline.

Project Information:

- Library Name: East Junior High School Library
- Creature Name: The Monster Book of Monsters
- What character inspired the creature: The Monster Book of Monsters
- Title and Author of the book in which the character was featured: Harry Potter (series) by J.K. Rowling
- A short description of how the creature was created. What media, computer program, or design method was used: The creature was created with paper shreds, vampire teeth, googly eyes, fake blood and a discarded Harry Potter book.





Creature Creation Challenge Submission Template

1. Only one project per library may be submitted for this challenge.
2. Copy and paste a picture of the teen's creature **in .jpg format** into this document below. (If you need help, call us!)
3. Size the picture to approximately 4-5 inches in height to keep your submission on one page.
4. Fill in the project information below.
5. Email the file to [Erica](#) or [Sue](#) by the October 31, 2012 deadline.

Project Information:

- Library Name: Firth High School Library/North Bingham County District Library
- Creature Name: Grendal
- What character inspired the creature: The Grendal
- Title and Author of the book in which the character was featured: Beowulf by Burton Raffel
- A short description of how the creature was created. What media, computer program, or design method was used: My character that I have chosen to draw is Grendel from the Anglo-Saxon epic poem *Beowulf*. He is an outcast or a monster who attacks and terrorises the mead hall, Heorot. He and his mother are descendants from Cain, so he is a lowly monster who kills and devours what he pleases. He is huge and very powerful and I chose draw him because I thought it would be interesting to show an expression of a possible idea of what he may look like. I thought he would be human like but I also added a lot of demonic features, for example his disturbing grin. I added the markings on his skin to make it look interesting, besides who is to say they did not have tattoos back then. If I could I would redraw this character many different ways from this idea, because it is not so specific what he looks like and the possibilities are intriguing.





Creature Creation Challenge Submission Template

1. Only one project per library may be submitted for this challenge.
2. Copy and paste a picture of the teen's creature **in .jpg format** into this document below. (If you need help, call us!)
3. Size the picture to approximately 4-5 inches in height to keep your submission on one page.
4. Fill in the project information below.
5. Email the file to [Erica](#) or [Sue](#) by the October 31, 2012 deadline.

Project Information:

- Library Name: Lizzy Bellamy from Gooding High School
- Creature Name: The Grinch
- What character inspired the creature: The Grinch
- Title and Author of the book in which the character was featured: *How the Grinch Stole Christmas* by Dr. Seuss
- A short description of how the creature was created. What media, computer program, or design method was used:

(place image here)



The Grinch was created using a balloon covered with Paper Mache. The cheek area was expanded by adding extra newspaper. His eyes are made of paper and his nose is an ear plug. His face is drawn with marker. The feather top notch just finishes the great look! The exaggeration of size between head and body is to emphasize the conniving mind and the small heart! He just can't decide which shade of green fits him best!



Creature Creation Challenge Submission Template

1. Only one project per library may be submitted for this challenge.
2. Copy and paste a picture of the teen's creature **in .jpg format** into this document below. (If you need help, call us!)
3. Size the picture to approximately 4-5 inches in height to keep your submission on one page.
4. Fill in the project information below.
5. Email the file to [Erica](#) or [Sue](#) by the October 31, 2012 deadline.

Project Information:

- Library Name: Torrie Anderson from Gooding Middle School
- Creature Name: Guardian of Ga'hoole
- What character inspired the creature: Soren
- Title and Author of the book in which the character was featured: *Guardians of Ga'hoole* by Kathryn Lasky
- A short description of how the creature was created. What media, computer program, or design method was used:

(place image here)



All the creatures and the tree are hand cut from various shades of paper. The blue area is painted cardboard. The green grass is chenille stems. Each owl was crafted by cutting and gluing paper, with special effects using markers. There are five owls, each with their own personality. One is on the back side in a hole in the tree. The tree stands about two feet tall. The branches flutter in the breeze. The fine detail is carefully and neatly done.



Creature Creation Challenge Submission Template

1. Only one project per library may be submitted for this challenge.
2. Copy and paste a picture of the teen's creature **in .jpg format** into this document below. (If you need help, call us!)
3. Size the picture to approximately 4-5 inches in height to keep your submission on one page.
4. Fill in the project information below.
5. Email the file to [Erica](#) or [Sue](#) by the October 31, 2012 deadline.

Project Information:

- Library Name: Meridian Academy
- Creature Name: Cthulhu
- What character inspired the creature:Cthulhu
- Title and Author of the book in which the character was featured: H. P. Lovecraft, *The Call of Cthulhu and Other Weird Stories*
- A short description of how the creature was created. What media, computer program, or design method was used: Ink and colored marker

(place image here)





Creature Creation Challenge Submission Template

1. Only one project per library may be submitted for this challenge.
2. Copy and paste a picture of the teen's creature **in .jpg format** into this document below. (If you need help, call us!)
3. Size the picture to approximately 4-5 inches in height to keep your submission on one page.
4. Fill in the project information below.
5. Email the file to [Erica](#) or [Sue](#) by the October 31, 2012 deadline.

Project Information:

- Library Name: Meridian Middle School Library
- Creature Name: Vampy
- What character inspired the creature: all of the vampires from the Twilight Saga
- Title and Author of the book in which the character was featured: Twilight Saga by Stephenie Meyer
- A short description of how the creature was created. What media, computer program, or design method was used: A combination of toothpicks and aluminum foil were used to create the body structure. The creature was completed by covering the body structure with clay.





Creature Creation Challenge Submission Template

1. Only one project per library may be submitted for this challenge.
2. Copy and paste a picture of the teen's creature **in .jpg format** into this document below. (If you need help, call us!)
3. Size the picture to approximately 4-5 inches in height to keep your submission on one page.
4. Fill in the project information below.
5. Email the file to [Erica](#) or [Sue](#) by the October 31, 2012 deadline.

Project Information:

- Library Name: Shelley High School Library/North Bingham County District Library
- Creature Name: The Three Headed Little Pig
- What character inspired the creature: The Three Little Pigs
- Title and Author of the book in which the character was featured: The Three Little Pigs by Joseph Jacobs
- A short description of how the creature was created. What media, computer program, or design method was used: A witch got to the 3 pigs before the wolf! She cast a spell combining them and when the wolf got there the pigs were ready for a fight!

(place image here)





Creature Creation Challenge Submission Template

1. Only one project per library may be submitted for this challenge.
2. Copy and paste a picture of the teen's creature **in .jpg format** into this document below. (If you need help, call us!)
3. Size the picture to approximately 4-5 inches in height to keep your submission on one page.
4. Fill in the project information below.
5. Email the file to [Erica](#) or [Sue](#) by the October 31, 2012 deadline.

Project Information:

- Library Name: Syringa Middle School (created by Grace Green, 6th grader)
- Creature Name: It
- What character inspired the creature: It
- Title and Author of the book in which the character was featured: It by Stephen King
- A short description of how the creature was created. What media, computer program, or design method was used: "I took a picture of IT, sketched it lightly then painted with watercolors. After that dried I took extra water and made the eyebrows and some of the paint from the mouth run [sp?] down his face. I also did that to his eyes."





Creature Creation Challenge Submission Template

1. Only one project per library may be submitted for this challenge.
2. Copy and paste a picture of the teen's creature **in .jpg format** into this document below. (If you need help, call us!)
3. Size the picture to approximately 4-5 inches in height to keep your submission on one page.
4. Fill in the project information below.
5. Email the file to [Erica](#) or [Sue](#) by the October 31, 2012 deadline.

Project Information:

- Library Name: Taylorview Media Center
- Creature Name: Nightmare
- What character inspired the creature: Medusa
- Title and Author of the book in which the character was featured: *Lightning Thief*, Rick Riordan
- A short description of how the creature was created. What media, computer program, or design method was used: Drawing...with charcoal, melted crayon to resemble blood, colored pencils.





Creature Creation Challenge Submission Template

1. Only one project per library may be submitted for this challenge.
2. Copy and paste a picture of the teen's creature **in .jpg format** into this document below. (If you need help, call us!)
3. Size the picture to approximately 4-5 inches in height to keep your submission on one page.
4. Fill in the project information below.
5. Email the file to [Erica](#) or [Sue](#) by the October 31, 2012 deadline.

Project Information:

- Library Name: **West Jr. High School, Boise**
- Creature Name: **"He-Who-Must-Not-Be-Named"**
- What character inspired the creature: **Voldemort**
- Title and Author of the book in which the character was featured: **Harry Potter series by J.K. Rowling**
- A short description of how the creature was created. What media, computer program, or design method was used: **A student team from our library planned the creature on paper, then created it at home using cardboard, newspaper, paper mache, black fabric, and fake plastic hands.**





Creature Creation Challenge Submission Template

Project Information:

- Library name: West Side High School
- Creature name: Book Witch
- What character inspired the creature: The three witches from "Macbeth"
- Title and author of the book in which the character was featured: "Macbeth" by Shakespeare
- A short description of how the creature was created. What media, computer program, or design method was used? A great mask, a black hat and dress, gloves, shoes and a lot of stuffing in the right places to make her body sit in the corner on the top shelf of our Library.

