



The Bookworm

From your
local library
and Idaho's Read
to Me program

Fun with Blocks

Block play is important in teaching math skills to young children. Children can learn shapes, sizes, and patterning as they play with blocks.

Block play can also teach:

- Problem-solving skills
- Cause and effect
- Cooperative play
- Creativity

Blocks come in different styles, such as Legos, cube blocks, alphabet blocks, and wood unit blocks. Blocks can be expensive, so you can look around at yard sales or buy them for a special occasion. You can also make homemade blocks by saving food boxes and cartons, stuffing them with newspaper and taping them shut with packing tape. You can cover them with construction or contact paper if you want to decorate them.

While your child is building, ask open-ended questions that do not require a "yes" or "no" answer. Examples of open-ended questions are:

- What would be another way to...
- How many more blocks would it take to...
- What would happen if...

Block play is fun for all ages, and creates great learning opportunities!




Featured Book

Alphabet Under Construction, by Denise Fleming

Mouse is very busy this month! Each day he works on a letter until he has carved, glued, nailed, tiled and zipped the whole alphabet.




Young children love the bright illustrations and cute mouse character.



Author Denise Fleming has written several picture books. You and your child can visit her website at www.denisefleming.com to learn how she illustrates, see other Fleming books, play games, do crafts and activities and lots more!

More great building books your child will love reading with you:

- *Goodnight Goodnight Construction Site*, by Sherri Duskey Rinker
- *Building a House*, by Byron Barton
- *Block City*, by Robert Louis Stevenson
- *Changes, Changes*, by Pat Hutchins
- *How a House Is Built*, by Gail Gibbons



More fun with *Alphabet Under Construction...*

Measuring... Have your child measure objects around the house with blocks. How many blocks long is his shoe? How many blocks tall is the chair? Using non-standard measuring tools is a great way to introduce the concepts of length and height.

Learning ABCs... Write letters of the alphabet on pieces of paper and tape them to blocks. Your child can spell her name or other simple words with the blocks or work on letter recognition as she builds.

Building imagination... Ask your child to draw a picture of a building that he would like to make out of blocks. It could be a house or a castle or anything he can imagine. Then ask him to build his drawing out of blocks, looking at his picture for a model.

Tools, tools, tools... Show your child tools that you use around the house. Tell her what they are used for, their names, and some safety rules for using them. Learning new words is important at this age.

Fingerplay

Johnny Works with 1 Hammer

Johnny works with 1 hammer, 1 hammer, 1 hammer

Johnny works with 1 hammer, all day long.
(1 hammer-fist pounding)

Johnny works with 2 hammers, 2 hammers, 2 hammers,

Johnny works with 2 hammers, all day long.
(2 hammers-2 fists pounding)

Johnny works with 3 hammers-repeat verse
(3 hammers-2 fists & 1 foot pounding)


Johnny works with 4 hammers-repeat verse
(4 hammers-2 fists & 2 feet pounding)

Johnny works with 5 hammers-repeat verse
(5 hammers-2 fists & 2 feet & head nodding)

Nursery Rhyme

Humpty Dumpty

Humpty Dumpty sat on a wall,
Humpty Dumpty had a great fall,
All the king's horses and all
the king's men,
Couldn't put Humpty together again.



Have your child build a wall with blocks. Set a toy on top like Humpty Dumpty, and have them act out the nursery rhyme.

What your library can do for you...

Your librarian can help you find more books and activities to help your child learn about blocks and building!



This project is made possible by a grant from the U.S. Institute of Museum and Library Services. Brought to you by the Idaho Commission for Libraries' Read to Me program and your local library.

