


# Infant Toddler Storytime


"A child's play is not simply a reproduction of what he has experienced, but a creative reworking of the impressions he has acquired." Lev Vygotsky

## Books as Foundation




*Tap Tap Bang Bang*, by Emma Garcia

This board book describes the noises that tools make and shows how they are used to build a surprise by the end of the book.




*Tip Tip Dig Dig*, by Emma Garcia

Big machinery is always of interest to young children. This board book highlights the job that these vehicles do, which results in the building of a playground.




*Goodnight, Goodnight Construction Site*, by Sherri Duskey Rinker

It's time for the machines to stop their work and say goodnight. The rhyming text and introduction to machinery names make this a good book for teaching vocabulary and rhyming.



*B is for Bulldozer*, by June Sobel

This board book is a fun way to introduce children to the letters of the alphabet. There is a construction term to go with each letter, ending with Z for Zooooom!



*My Big Truck Board*, by Roger Priddy

Babies and toddlers love to look at photos of the things in their world. This colorful book has a variety of big trucks and machines who work around the community.



November 16-22, 2014

 **IDAHO FAMILY READING WEEK**

Sponsored by Read to Me, a program of the Idaho Commission for Libraries. [libraries.idaho.gov/readtome](http://libraries.idaho.gov/readtome)



Props for flannelboard story- <http://www.pinterest.com/pin/510243832753218558/>



## Songs and Fingerplays as Framework

*Fingerplay:*

### **“Carpenter”**

This is the way he measures the wood (make a measuring motion)

Measuring, measuring, measuring.

This is the way he saws the wood (make a sawing motion)

Sawing, sawing, sawing.

This is the way he nails the wood (make a hammering motion)

Nailing, nailing, nailing.

This is the way he paints the wood (make a painting motion)

Painting, painting, painting.

*Song:*

**“What Shape is This?”** (to the tune “Do You Know the Muffin Man?”)

Do you know what shape this is,

What shape this is, what shape this is?



Sponsored by Read to Me, a program of the Idaho Commission for Libraries. [libraries.idaho.gov/readtome](http://libraries.idaho.gov/readtome)

November 16-22, 2014

**IDAHO FAMILY READING WEEK**



Do you know what shape this is,

I'm holding in my hand? (hold up a shape and have the child guess or tell them what it is)

*Action rhyme:*

### **"Cranes"**

Cranes reach up, (help your child reach their arms up)

Cranes reach down, (help your child reach their arms down)

Cranes reach out, (help your child reach their arms out)

And all around. (help your child turn around)

Adapted from Pre-K Fun- <http://www.prekfun.com/>

### **Extension activities as Walls:**

- Trace shapes of blocks on paper and color them the same color as your block set. This creates a play mat to be used with blocks. It can be laminated, or taped to the floor. This can also be done on sheets or oilcloth with fabric markers or Sharpies. Put blocks out and encourage your child to place them on the matching shape.



[craftulate.com/2013/06/colour-and-shape-matching-with-blocks.html](http://craftulate.com/2013/06/colour-and-shape-matching-with-blocks.html)

- Put out big blocks made of cardboard or foam for children to build with. Another option would be wood blocks that are small enough for toddler hands, but big enough to not be a choking hazard. Toddlers love to make stacks and knock blocks down, so direct them to do this in a safe, fun way.
- Putting things in and taking things out teaches young children the concepts of in/out, empty/full, counting, and cleanup. Provide baskets or boxes that children can use with a collection of blocks or boxes.



Sponsored by Read to Me, a program of the Idaho Commission for Libraries. [libraries.idaho.gov/readtome](http://libraries.idaho.gov/readtome)

November 16-22, 2014

**IDAHO FAMILY READING WEEK**



- Some of the vehicles in books about construction are diggers and dumpers. Provide an area where toddlers can dig, scoop, and dump clean sand into containers, toy vehicles, or on a tablecloth.

### Crafts as Roofing:

- Provide a sturdy piece of paper, a plastic construction vehicle (small enough for your child to move), and chocolate pudding or brown paint. Have your child drive the truck through the pudding and then drive it over the paper to create a piece of art.
- Toddlers can create representations of buildings with colored paper cut into different sizes and colors, using a glue stick.

### Snacks as Decoration:



<http://www.learnplayimagine.com/2012/06/childs-play-101-fun-with-food.html>



<http://www.notquitesusie.com/wp-content/uploads/2011/12/snack-collage.jpg>



November 16-22, 2014

**IDAHO FAMILY READING WEEK**

Sponsored by Read to Me, a program of the Idaho Commission for Libraries. [libraries.idaho.gov/readtome](http://libraries.idaho.gov/readtome)

