

## Did you know...



Summer time is a great time to keep reading, talking, singing, writing, and playing with your baby or toddler so they can continue building early literacy skills.

Take time to go to the park and bring books with you for an outdoor storytime. Make reading bedtime stories a family tradition and sing songs as you take walks around your neighborhood. Play games with your child so they learn to follow directions and take turns. Talk to your child during routines like grocery shopping and bath taking.

Visiting your local public library to borrow some books, music CDs and more. Most libraries offer storytimes and provide a place to meet other parents and let your child play. Be sure to sign-up for summer reading, where prizes can be earned for reading to your child. This year's theme is "Build a Better World."

Library programs are free!

## Here's how...



- ❖ Choose a quiet spot for you and your child to read aloud 15 – 20 minutes each day.
- ❖ Keep books in your purse, diaper bag, and in the car. When you have wait time in an office or while you are driving, books can keep your child interested and engaged.
- ❖ Get your child (or family) a library card at your local public library. It's free for most people. Some libraries offer free summer cards for those who live outside of the taxing district.
- ❖ Let your child pick out books they enjoy even if you have to read the same books over and over. When children choose books they enjoy, they love to learn reading and become better readers when they start school.

## Read








### **Hands Can,** by Cheryl Willis Hudson



Hands are for waving, catching, throwing, clapping, and playing a child's favorite game, peek-a-boo. There is no end to what your child's hands can do.

More books by this author:



## Choosing Books



### **"Build a Better World" with these books:**

*Build It Up and Knock It Down*, by Tom Hunter

*Construction*, by Sally Sutton



*Little Blue Truck*, by Alice Schertle

*The Toolbox*, by Anne F. Rockwell

*Trucks*, by Byron Barton

*Whose Tools?* by Toni Buzzeo

*Eco Babies Wear Green*, by Michelle Colman



## Talk



Make up a story with your child's name. Each time you come to his name, let him fill in the word. "Once upon a time there was a boy named \_\_\_\_\_. This boy \_\_\_\_\_ went out to play." Begin adding other blanks to fill in: "When \_\_\_\_\_ got outside he picked up a \_\_\_\_\_. Then the little boy \_\_\_\_\_ saw his friend \_\_\_\_\_."

*From Brain Games for Toddlers and Twos, by Jackie Silberg, 2000.*

## Get Ready to Write



### Fingerplay

*(Follow the instructions for your hands in the song)*

Open, shut them, open, shut them,  
Give a little clap, clap, clap.  
Open, shut them, open, shut them,  
Put them in your lap.  
Creep them, creep them,  
creep them, creep them,  
Right up to your chin.  
Open up your little mouth  
and do not let them in.

*Fingerplays help babies and toddlers strengthen those little muscles needed to hold a pencil later on.*

## Play



Playing peek-a-boo with your little one helps her brain grow. Ways to play: cover your eyes, put a towel over your face, put your toddler's hands over his face and then take them away; draw a face on your thumb and hide it under your other fingers; put a toy or stuffed animal under a blanket, then take the blanket away. Say "peek-a-boo" each time. This game helps your child learn that you (or an object) do not disappear when he or she cannot see you.

## Sing



### Where is Thumbkin?

*(Start with hands behind back)*

Where is Thumbkin?

Where is Thumbkin?

Here I am,

*(Bring right hand to front, with thumb up)*

Here I am.

*(Bring left hand to front, with thumb up)*

How are you this morning?

Very well, I thank you.

*(Wiggle thumbs as if they're talking to each other)*

Run away, *(Hide right hand behind back)*

Run away. *(Hide left hand behind back)*

*Repeat with*

Pointer (index finger)

Tall-one (middle finger)

Ring-man (ring finger)

Baby (pinkie finger)

Everyone (all fingers)

<https://youtu.be/LoEv8Zs0ZbI>

## At your library...



Be sure to visit your public library this summer to check out great board books and music. Some libraries offer special programs just for babies and toddlers, and the library is a great place to meet other parents of young children.