

Did you know...



Summertime is a great time to keep reading, talking, singing, writing, and playing with your young child so they can continue building early literacy skills.

Take time to go to the park and bring books with you for an outdoor storytime. Make reading bedtime stories a family tradition and sing songs as you take walks around your neighborhood. Play games with your child so they learn to follow directions and take turns. Talk to your child during routines like grocery shopping and bath taking.

Visiting your local public library to borrow some books, music CDs and more. Most libraries offer storytimes and provide a place to meet other parents and let your child play. Be sure to sign-up for summer reading, where prizes can be earned for reading to your child. This year's theme is "Build a Better World."

Library programs are free!

Here's how...




- ❖ Choose a quiet spot for you and your child to read aloud 15 – 20 minutes each day.
- ❖ Keep books in your purse and in the car. When you have wait time in an office or while you are driving, books can keep your child interested and engaged.
- ❖ Get your child (or family) a library card at your local public library. It's free for most people. Some libraries offer free summer cards for those who live out of the taxing district.
- ❖ Let your child pick out books they enjoy even if you have to read the same books over and over. When children choose books they enjoy, they love to learn reading and become better readers when they start school.

Read




Froggy Builds a Tree House, by Jonathan London






Join Froggy, a picture book favorite, as he sets out on a tree house building adventure with his friends. With a little help from his dad and a lot of help from his little sister, they create a favorite neighborhood hangout.

More books by this author:



New!



Choosing Books



"Build a Better World" with these books:

Dig, Dogs, Dig: A Construction Tail, by James Horvath

The House That Zack Built, by Alison Murray


Otis and The Kittens, by Loren Long

Please Say Please!, by Kyle T. Webster

Rescue Squad No. 9, by Mike Austin

Vincent Paints His House, by Tedd Arnold

Lola Plants a Garden, by Anna McQuinn



Write



In order to learn to hold a pencil, young children need to strengthen their tiny finger muscles. Activities such as building towers and sculptures with mini marshmallows and toothpicks can help develop this “fine muscle coordination.”



Talk and Play



Block play is important in teaching math skills to young children. Children can learn shapes, sizes, and patterning as they play with blocks. Block play can also teach:

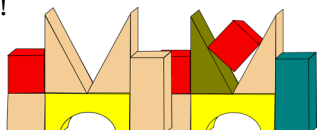
- Problem-solving skills
- Cause and effect
- Cooperative play
- Creativity

Blocks come in different styles, such as Legos, cube blocks, alphabet blocks, and wood unit blocks. Blocks can be expensive, so you can look around at yard sales or wait to buy them for a special occasion. You can also make homemade blocks by saving food boxes and cartons, stuffing them with newspaper, and taping them shut with packing tape. You can cover them with construction or contact paper if you want to decorate them.

While your child is building, ask open-ended questions that do not require a “yes” or “no” answer. Examples of open-ended questions are:

- *What would be another way to...*
- *How many more blocks would it take to...*
- *What would happen if...*

Block play is fun for all ages, and creates great learning opportunities!



Sing



Johnny Works with One Hammer

(You can use your child's name instead of “Johnny”)

Johnny works with 1 hammer, 1 hammer, 1 hammer. Johnny works with 1 hammer, now he works with 2. *(one fist moving up and down)*

Johnny works with 2 hammers, 2 hammers, 2 hammers, etc. *(two fists)* Now he works with 3.

Johnny works with 3 hammers, etc. *(two fists and one foot)* Now he works with 4.

Johnny works with 4 hammers, etc. *(two fists and two feet)* Now he works with 5.

Johnny works with 5 hammers, etc. *(two fists, two feet, and head nodding)* Now his work is done!

See a version of this song at

<http://bussongs.com/songs/johnny-works-with-one-hammer.php>

At your library...



Libraries are helping young children develop science, technology, engineering, and mathematics skills. Contact your library to learn more about STEM programs, and be sure to visit www.stemgame.lili.org for a fun online game to play with your child!