



For ages  
**3-5**

# The Bookworm



From your  
local library  
and Idaho's Read  
to Me program

September 2013

## What is Early Literacy?

Early literacy is what children know about reading and writing *before* they actually learn to read and write. Helping your child develop early literacy skills will build a foundation for reading so that when they are taught to read they are ready. You can start at birth!

Reading with your preschooler every day and teaching them about the world around them are practices that help prepare children to learn to read. This monthly newsletter will help you become more familiar with early literacy skills, and contains tips and activities you can try at home with your child. *The Bookworm* is published monthly for three age groups: Birth to 2; Preschool (3-5); and Kindergarten. You can find more *Bookworms*, as well as versions in Spanish, at

<http://libraries.idaho.gov/page/bookworm>.


## Reading Tips for Parents

- Choose a quiet spot for you and your child to read aloud 15 - 20 minutes each day.
- Keep books and other reading materials where your child can reach them.
- Take books and writing supplies with you when you leave home so that your child can read and write wherever you go.
- Show your child how you read every day for fun and work (novels, newspapers, magazines, etc.).
- Visit the library or bookstore with your child to attend storytimes and choose books to read at home.



## Book of the Month

### *Froggy Plays Soccer*, by Jonathan London

It's the day of the big game, and Froggy is ready. His soccer team is playing the Wild Things for the City Cup. All Froggy has to do is remember the rule: "Head it! Boot it! Knee it! Shoot it! BUT DON'T USE YOUR HANDS!" But Froggy's busy doing cartwheels and picking daisies. Uh oh, Froggy! Here comes the ball! Budding soccer players and Froggy's many fans will welcome Froggy's latest funny adventure.



Some additional Froggy books in English and Spanish to look for at your local library:



*And many more!*

### Check out these great read alouds:

*Pete the Cat: I Love My White Shoes*, by Eric Litwin and James Dean

*Leo the Late Bloomer*, by Robert Kraus

*Pete's a Pizza*, by Rita Golden Oelman

*The Very Hungry Caterpillar*, by Eric Carle

*Llama Llama Red Pajama*, by Anna Dewdney

*Chrysanthemum*, by Kevin Henkes

*There's a Bird on Your Head*, by Mo Willems

## More fun with *Froggy Plays Soccer*

**Express yourself...** The author uses special text to add "voice" to the writing, such as "FRROGGYY!" and "Wha-a-a-a-t?" Have fun using different kinds of voices for Froggy and his parents, and also sound effects like "Thwap!" and "flop flop flop." Point to these special words as you read them with your fun voice.

**A picture's worth a thousand words...** Once you've read the story to your child a few times, ask your child to "read" the story to you. The illustrations in this book give lots of clues about the words, so your child should be able to tell a good portion of the story back to you by looking at the pictures.

**Music and Movement...** Sharing songs, rhymes, and fingerplays with your young child helps develop important early literacy skills. Clapping to a beat can help your child separate words later, and rhymes help your child learn about word parts. Try the rhymes and songs in the *Bookworms* at home with your child.

### Song to sing with your child

#### Head Shoulders Knees and Toes

*(Touch each body part as you sing it)*

Head, shoulders, knees and toes,  
knees and toes.

Head, shoulders, knees and toes,  
knees and toes,

And eyes and ears and mouth and nose.

Head, shoulders, knees and toes,  
knees and toes.

*(Repeat, getting faster each time)*

You can find this song at  
[www.learninggamesforkids.com](http://www.learninggamesforkids.com)




## Action Rhyme

*(Match body movements to words)*

Five little froggies sat on a shore;  
One went for a swim, then there were four.  
Four little froggies looked out to sea;  
One went swimming,  
and then there were three.  
Three little froggies said, "What can we do?"  
One jumped in the water,  
and then there were two.  
Two little froggies sat in the sun;  
One swam off, and then there was one.  
One little froggie said, "This is no fun!"  
He dove in the water,  
and then there were none!

*Optional: Have your child draw 5 frogs on separate sheets of paper (or cut out frogs from magazines). Say the rhyme with your child and help them take one frog away each time.*



### What your library can do for you...

Your library offers many free resources to help you build your child's early literacy skills: age-appropriate books, music CDs, storytimes, parent workshops, booklists, take-home information, and events for the whole family!

*Funding for this project is made possible by the Idaho Commission for Libraries' Read to Me program, and the U.S. Institute of Museum and Library Services under a provision of the Library Services and Technology Act.*

Printed 2013

