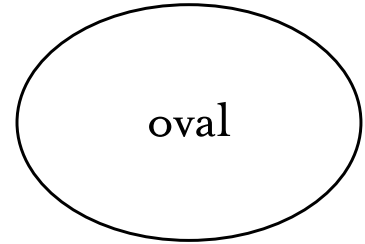

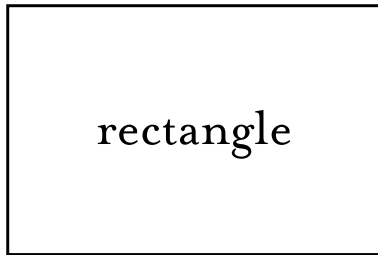
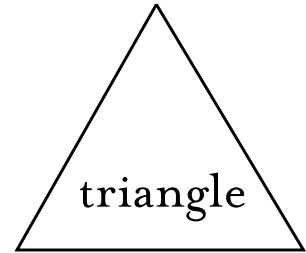
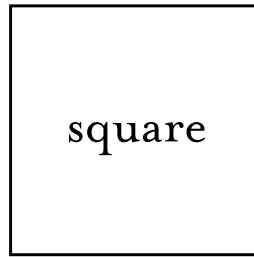
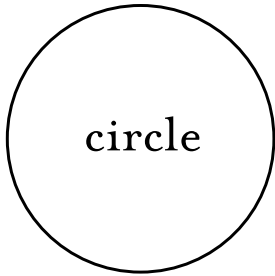


Letter Knowledge

Name each shape!



Help your child find these shapes in every day objects around them. A tortilla is a circle! The rug may be a rectangle. The YIELD sign is a triangle!

Play-doh Recipe

Mix the following in a saucepan:

2 cups flour

1 cup salt

1-1/2 teaspoons cream of tartar

1-1/2 teaspoons vegetable oil

Slowly stir in 2 cups of colored water (use food coloring to color). Cook over low heat, stirring constantly, until it turns into dough.

Form it into a ball and store it in a covered container.

TRY THIS AT HOME:

- Read alphabet or shape books at home.
- It's never too early to teach your child to recognize his/her name; both the shapes of the letters and sounds in his name.
- Let your child make letters with clay, wet spaghetti noodles, and yarn, or form the shapes with their bodies or fingers. Have them trace letters in salt, sugar, sand, shaving cream, or on a steamy mirror.



Courtesy of the Idaho Commission for Libraries' Read to Me program and your public library