

# STORYTIME FUNDAMENTALS

---

Tammy Hawley-House

[Tammy.hawleyhouse@libraries.idaho.gov](mailto:Tammy.hawleyhouse@libraries.idaho.gov)

# Introductions

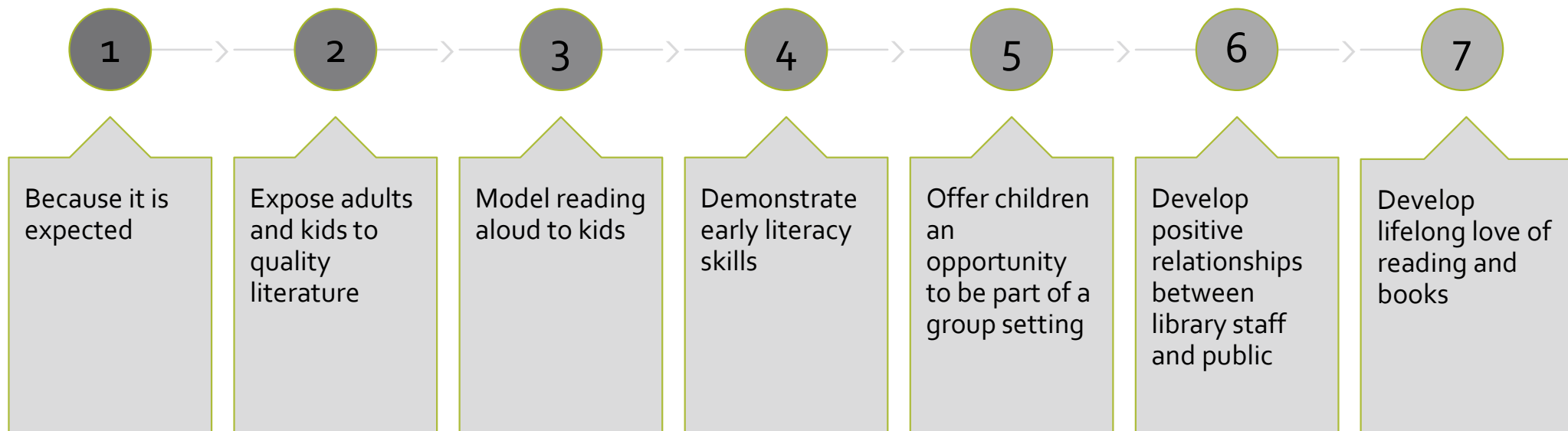


- Find the person with the other half of your book cover
- Talk with them for 3 minutes and find out
  1. Their name
  2. At which branch they work
  3. Their favorite picture book character & why it is their favorite
- Introduce them to the larger group



**WHY DO LIBRARIES  
OFFER STORYTIMES?**

# Why do libraries offer storytimes?



# Preparing for Storytime

Plan ahead

Gather and  
review lots of  
materials

Organize your  
storytimes

Practice,  
practice,  
practice

Find your  
voice

Have fun

# Storytime Toolbox

- Space & room set-up
- Books
- Your voice
- Fingerplays
- Music
- Movement
- Scarves, beanbags, rhythm sticks
- Puppets
- Flannel boards
- Apps
- Transitions

The tools do not work without you!



Gather the kids on the floor- A semi circle works great. (use tape if needed).

Sit slightly higher than the children.

Hold the book open so that children on the floor can see the illustrations.

Use charts, white boards to introduce songs, rhymes, etc.

Make sure all technology is cooperating and have a back-up for tech fails.





Make sure exits are accessible.

# Storytime Room Set-up

# Books

- Do I like it?
- Does it fit my audience?
- Is it a good read-aloud in a large setting?
- Can I make it interactive?
- Do I know other books, songs & rhymes to pair with it?
- Can everyone in the audience see the illustrations?
- Types of books: informational, big-books, pop-up, storyboards

Literacy Skill:  
Encouraging Print Motivation &  
Developing Print Awareness &  
Increasing vocabulary



# Your Voice

- Project your voice
- Find your rhythm
- Get into character
- Vary the speed, pitch, volume
- Be expressive



# Fingerplays

Literacy Skill:  
Rhyming develops phonological awareness

## **The Eensy, Weensy Spider**

The eensy, weensy spider,  
Climbed up the water spout.

Down came the rain,  
And washed the spider out.

Out came the sun,  
And dried up all the rain.

And the eensy, weensy spider,  
Climbed up the spout again.

## **Two Little Feet Go Tap**

Two little feet go tap, tap, tap, (tap feet)  
Two little hands go clap, clap, clap. (clap hands)

A quick little leap up from my chair, (stand up quickly)  
Two little arms reach high in the air. (stretch arms high)

Two little feet go jump, jump, jump, (jump)  
Two little fists go thump, thump, thump. (pound fists)

One little body goes round and round, (twirl around) And  
one little child sits quietly down. (sit down)



# Music

Literacy Skill:  
Developing Phonological Awareness

- Help kids refocus
- Improve math skills
- Encourage kids to express themselves
- Provide guided movement activities
- Engage parents

Let's Engage in Jim Gill's Silly Dance Contest

<https://www.youtube.com/watch?v=bVqoqfidupQ>



# Scarves, beanbags, rhythm sticks

- Helps get the wiggles out
- Teaches kids to follow directions
- Develops good listening skills
- Promotes motor coordination
- Develops eye-hand coordination



<https://thriveafterthree.files.wordpress.com/2013/08/scarf-storytime.jpg>

[Beanie bag Dance](https://youtu.be/4Rri2xpvhxo)

<https://youtu.be/4Rri2xpvhxo>

# Puppets

Literacy Skill:  
Modeling Narrative Skills

- Engage kids visually
- Can be used as a host for storytime
- Can remind kids of storytime “rules”
- Sing a song
- Can tell an entire story.
- Just plain fun!



# Flannel Boards

- Encourage enjoyment of language
- Aid in visual teaching
- Provide exposure to sequencing
- Add variety to storytime



<https://www.pinterest.com>

Skills:

Providing Narrative skill practice

**Types:**

- Retelling a story
- Songs/Rhymes
- Concepts
- Counting

---

# APPS

---

# Storytime Transition

## ***Wiggle Rhyme***

I wiggle my fingers  
I wiggle my toes

I wiggle my shoulders  
I wiggle my nose

Now all the wiggles are out of me  
& I'm as quiet as quiet can be.

Breathing exercises are  
great for calming

## ***After Movement Rhyme:***

Reach right up and touch the sky  
Reach right over and touch your toes

Reach out to the side  
Reach right in a touch your nose

Put your hands in your lap  
Look up at the ceiling

Look down at the floor  
Look at Miss Tammy

Take a big deep breath and hold it (Exhale)  
One more time, take a big deep breathe  
and hold it (Exhale)

# Storytime Toolbox

## Re-cap

What are other tools  
you use?



- Space & room set-up
- Books
- Your voice
- Fingerplays
- Music
- Movement
- Scarves, beanbags, rhythm sticks
- Puppets
- Flannel boards
- Apps
- Transitions

# Storytime Structure (30 minutes)

- Opening
- Book (longest)
- Song/Fingerplays
- Book
- Flannelboard
- Movement with transition to seat
- Book/ Flannelboard (short)
- Closing (song, stamps, bubbles, etc.)

Be sure to take in extra stuff in case you need to change course

# Rhyme Time

Date: 9/3/15

Attendance: 29

## Opening Song

We shake our eggs  
together  
'Shortnin' Bread  
• If you're ready for a story

## Closing Song

Icky Sticky  
Bubblegum

## Books

~~Dinosaur vs the Library~~ I'm a Dirty Dinosaur  
How Do Dinosaurs ~~eat their food~~  
Go Up + Down  
Peek-a-Boo Dinosaur

## Rhymes

This is Big  
Open Shut Them  
Tall as a Tree

## Songs

We Are the Dinosaurs  
Five Dinosaurs <sup>magnets</sup> ~~in the land~~

## Literacy Tip

You'll notice that we repeat songs + rhymes a lot, and do a lot of things several weeks in a row. Repetition is great for building early literacy!

## Stamp



# SAMPLE STORYTIME ORGANIZER

Add a process to identify what needs tweaking.

Develop a system to keep track of storytimes for reuse and for reflection.

# Storytime Openings

## Clap and Sing Hello!

*(Tune: Farmer in the Dell)*

We clap and sing hello,  
We clap and sing hello,

With our friends at storytime,  
We clap and sing hello!

(Wave and sing hello; stomp and sing hello.)

# Storytime Closings

## **The More We Get Together**

The more we get together together, together,  
The more we get together the happier we'll be!  
Cause your friends are my friends  
And my friends are your friends.  
The more we get together the happier we'll be!

# Weaving in Early Literacy Skills

Letter of the Day/ Sound of the Day



Syllable clapping



Pointing out rhyming words



Parent tips on early literacy skills

# Practice your message to adults

1

Pick a topic

- Vocabulary,  
Syllables, Letters.  
Rhyming

2

Write down your  
quick message  
on a post it note

3

Practice your  
message to  
yourself

4

Practice your  
message with  
each other

**WHERE DO YOU FIND  
GOOD BOOKS?  
SHARE.....**

# Age Appropriateness



- Infants (0-18 month)
- Toddlers (18 – 36 months)
- Preschoolers (3-5 year)

Zero to Three

<http://www.zerotothree.org/early-care-education/early-language-literacy/choosing-books.html>

Idaho Early Learning eGuidelines

<http://healthandwelfare.idaho.gov/Children/InfantToddlerProgram/EarlyLearningeGuidelines/tabid/2280/Default.aspx>



# What age is it best for

1

Choose a partner

2

Pick a book

3

Look at handout  
with guidelines

4

Determine the age  
group your book is  
best suited for

5

Share with the  
larger group

Flannel

Felt

Interfacing/Pellon

Velcro

Images laminated with felt glued on the back

Magnets on a magnet board

# Materials for flannel board pieces

Counting

Retelling of a  
picture book

Concepts

Science  
concept

Song

Hide and  
Find

Types of  
flannel  
board  
stories



# REPLICATE IT!!!!!!

If you have a flannel board activity that is a proven success, replicate it.

# How to engage the adults

Post songs and rhymes so they can read/sing along

Ask adults to join in movement

Make eye-contact with them

Give each adult a scarf/shaker/etc.

Remind them they are part of a successful storytime

What works for you?-share

## Other stuff

- Set rules and expectations
- It is O.K. to stop and ask for parental/adult assistance.
- Be prepared to change your course.
- Some storytimes just don't go well.
- Don't forget to laugh!



Kids won't stay seated

Snacks & toys are distracting

Kids aren't paying attention

Kids are noisy

Kids hitting each other

Cell phone interruptions

Parents are talking

# How to deal with hiccups

**LET'S MAKE A  
PLAN!**

# Resources for Storytime

- Other library staff doing storytimes
- Library resources: books, kidpacks, reference-type books
- Day by Day Idaho  
<http://daybydayid.org/>
- Blogs: <http://storytimekatie.com/>, <https://jbrary.com>,  
<http://storytimeunderground.org/>
- Videos: <http://www.wccls.org/rhymes/have-you-ever-seen-a-baby>  
<https://jbrary.com/toddler-storytime-songs-get-wiggles/>
- Pinterest-great for visuals <http://www.pinterest.com/>
- Apps: <https://littleelit.com/>

# Time to Share

What 1 tip resonated with you today?

What are some of your tips, experiences with storytimes?

Do you have some favorite resources?

Wanna share an epic fail?

# Thank You!

Thank you for taking the time to attend today's workshop and for making a difference in the lives of so many in your community!

