

Did you know...



Children's writing skills develop over time and each at their own rate. Skills typically develop in this order:

- ✦ Random scribbles
- ✦ Controlled scribbles
- ✦ Drawing to communicate
- ✦ Writing to tell a story– as told to an adult
- ✦ Letter-like forms to tell a story
- ✦ Creative spelling– they spell words how they think they sound
- ✦ Correct spelling and writing of words

Encourage your child to write for a variety of different purposes.

Here's how...




- ✦ Writing thank you notes or describing an activity are a fun way to start. These can be written in an email or stamped letter.
- ✦ Ask your child to create lists that will help them or the family. They can make lists for:
 - Going to the grocery store
 - Errands to run
 - Tasks that need to be done inside or outside the house
 - Gifts they would like to be given for special occasions
- ✦ Collect materials for your child to use as they practice writing, such as paper, envelopes, and writing tools. Create a special place for these writing materials, such as a drawer or box.

Read




“Interrupting Chicken” by David Ezra Stein



It's time for the little red chicken's bedtime story—and a reminder from Papa to try not to interrupt. But the chicken can't help herself! Now it's the little red chicken's turn to tell a story, but will her yawning papa make it to the end without his own kind of interrupting? This book won a Caldecott Honor in 2011 for its artwork.

Find more award-winning books written and illustrated by David Ezra Stein at your library, including this brand new one!



Choose Books



Books that develop awareness of print:

- Books with lots of punctuation marks
- Books with signs, lists, labels, menus, charts, instructions, etc. as part of the illustrations
- Books in which characters are using print in different ways, such as writing a letter, or making a checklist
- Books with speech or thought bubbles
- Recipe books

Talk



Point out the word bubbles to your child and explain that they are used to show what the character is saying. Also point out the different types of punctuation marks and type, and show how these clues tell us how to read the words with emotion.

Write



Let your child practice using word bubbles and punctuation by drawing a picture, then writing down what the characters are saying.




Play



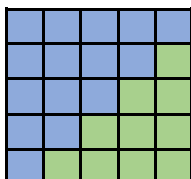
Make 5

Cut 5 sections from an egg container. Give your child 5 each of two different colored small objects (beans, paperclips, cereal, buttons, bottlecaps, etc.). Ask your child to find all the ways to make 5, placing one object in each section.



Kindergarteners should start with a good understanding of all the ways to make 5, then work up to 10.

Challenge question: How do you know you have found **all** the ways? Is there a way to keep track? (Don't give your child the answer, but try to help them see a pattern:



Sing



Mother Gooney Bird

(There are many versions of this song, which is based on the tune "Father Abraham." Here is one fun version:

Chorus:

Mother Gooney Bird had seven chicks.
Seven chicks had Mother Gooney Bird.
And they couldn't fly, and they couldn't swim,
They could only go like this:

Right wing (right arm bent in "wing" position, flaps up and down)

Repeat chorus, this time add:

Left wing (left arm goes along with right wing)

Keep repeating chorus, add one each time and match actions to body part:

Right foot

Left foot

Nod head

Tail Out

Turn Around... Sit down!

See video and hear tune:

<https://tinyurl.com/mother-gooney-bird>



At your library...



Don't have a library card? You can still visit your library for storytimes or to read with your child. Ask your librarian about how to apply for your own card today!