

Did you know...



Research shows that young children who have spent a lot of time “talking” with adults learn more words, and this helps them become better readers. Knowing many words will help your child recognize and understand written words and language when it is time to learn to read.

Your baby or toddler talks with you, too! They start with cooing and gurgling sounds, then begin to babble. Older babies begin making different sounds such as “ma-ma-ma-ma” and “ba-ba-ba-ba,” and toddlers should begin using some words.

To see how you can talk with your child, and to learn about talking “milestones” for your child’s age, go to www.cdc.gov/ncbddd/actearly/milestones/index.html

You can also sign up for a free “milestones” app!

Here’s how...



- ❖ Hearing language on TV is not as effective as talking directly with your child. Dressing and feeding your child are great opportunities for talking with them.
- ❖ Talk with your children in the language you speak at home. Building lots of words in their home language will help them build words in English as they get older.
- ❖ Tell your baby or toddler what you are doing as you go about your daily activities. “It’s cold outside, so we are putting on your coat and hat!” Describe what your baby is doing. “You’re smiling! I see you are happy today.”

Read



Can You Find... a Lion in the Neighborhood? / ¿Dónde está... ¿un león en el vecindario? by Brett Medino



Lion is loose! What will he do? Little ones will have fun hunting for silly Lion as he explores the neighborhood in this bilingual English/Spanish board book. The back of this book contains tips for reading aloud with your baby or toddler.

Choosing Books



Here are some other books that help you build your child’s vocabulary by talking about the pictures as you read together:

Baby Up, Baby Down, an Abrams Appleseed book

Count to Love, by Andrea Davis Pinkney and Brian Pinkney

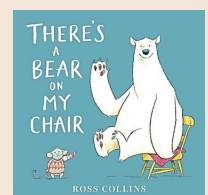


My Heart Beats for You, by Rina Singh

There’s a Bear on My Chair, by Ross Collins

Twinkle, Twinkle, Diaper You! by Ellen Mayer

Woodland Dance, by Sandra Boynton

Any book!



Talk



Older toddlers: Fill a clear plastic water bottle halfway with rice. Add a few small beads or buttons of different colors and shapes. Add a little more rice, so that the bottle is about 2/3 full. Glue, then tape the cap on so that your toddler cannot open the bottle. When the glue is dry, ask, “Can you find the blue bead?” “Can you find the square button?” Let your toddler tip and turn the bottle to try to find the objects inside the rice. Always monitor your child with this toy.

Ready to Write



Don't put away those plastic Easter eggs away just yet! Put little objects inside and let your baby or toddler pull them apart. Toddlers may be able to put them back together as well. Babies can practice picking up the whole egg or the halves. These movements help build important hand and finger muscles your child will need later on to hold a pencil.



Play



Back and Forth. Coo and talk to your baby. Imitate her sounds and wait for her response. Encourage her to copy you, too.

Action Games. Games like “Ring Around the Rosie” and “London Bridge” encourage toddlers to move, sing, listen, and take turns.

Do it again... and again. Doing things over and over helps toddlers learn how things work, which helps them master new skills, which boosts their self-confidence. Let them use their hands and fingers for pushing buttons, opening boxes, and turning pages, rather than doing those things for them.

Tickled Pink. Play tickle games with your child, but be sure to stop when they seem to have had enough. Laugh with your child every day!

Sing



Do Your Ears Hang Low?

Do your ears hang low? (*point to ears*)

Do they wobble to and fro? (*move hands side to side*)

Can you tie them in a knot? (*make tying motion*)

Can you tie them in a bow? (*pretend to tie a bow*)

Can you throw them over your shoulder like a continental soldier? (*salute*)

Do your ears hang low? (*point to ears*)

Hear this tune at

<https://tinyurl.com/Do-your-ears-hang-low>



At your library...



Your family is welcome in the library, and your librarians care very much about you and your children. They are committed to helping every child get a great start, succeed in school, and create lifelong learners. **Libraries are for everyone!**