

## Did you know ...



Research shows that young children who have spent a lot of time talking with adults learn more words, and this helps them become better readers. Knowing many words will help your child recognize and understand written words and language when it is time to learn to read.

Your baby or toddler talks with you, too! They start with cooing and gurgling sounds, then they begin to babble. Older babies begin making different sounds such as “ma-ma-ma-ma” and “ba-ba-ba-ba.” Toddlers should begin using some words.

To see how you can talk with your child, and to learn about talking milestones for your child’s age, go to [www.cdc.gov/ncbddd/actearly/milestones/index.html](http://www.cdc.gov/ncbddd/actearly/milestones/index.html)

You can also sign up for a free milestones app!

## Here’s how ...




- ❖ Hearing language on TV is not as effective as talking directly with your child. Dressing and feeding your child are great opportunities for talking with them.
- ❖ Talk with your children in the language you speak at home. Building lots of words in their home language will help them build words in English as they get older.
- ❖ Look for books that teach concepts, such as numbers, colors, shapes, opposites, etc. These are things that will help your child be successful when they start kindergarten.

## Read



### ***Animals / Los animales*** **from Dorling Kindersley**



Babies and toddlers love looking at, and talking about, photos of animals. As you snuggle up with your little one, help them name the animals and talk about how some of them are the same or different.

Information books such as *Animals/Los animales* are full of rich vocabulary.

## Choosing Books



### **When choosing information books for babies and toddlers, look for:**



Books with simple photographs

Books with realistic illustrations

Books with everyday objects your child may recognize

Books with limited text

*Note that not all board books are fitting for babies and toddlers. Some board books are based on picture books for older children or written for adults. Ask your librarian for book suggestions for your baby’s or toddler’s age.*



## Talk



*Older toddlers:* Fill a clear plastic water bottle halfway with rice. Add a few small beads or buttons of different colors and shapes. Add a little more rice, so that the bottle is about 2/3 full. Glue, then tape the cap on so that your toddler cannot open the bottle. When the glue is dry, ask, “Can you find the blue bead?” “Can you find the square button?” Let your toddler tip and turn the bottle to try to find the objects inside the rice. Always monitor your child with this toy.

## Ready to Write



Make a tunnel by taping paper towel tubes to the wall. Let your toddler drop small objects through the top. Experiment with different angles or tape several tubes together. Pinching and dropping the small objects will help strengthen the little muscles in your child’s fingers, which will help them grip a pencil later on.



## Play



### I Saw a Little Rabbit

*(Match body movements to words)*

I saw a little rabbit go hop, hop, hop.

I saw his little ears go flop, flop, flop.

I saw his little nose go twink, twink, twink.

I saw his little eyes go blink, blink, blink.

I said, “Little Rabbit, won’t you stay?”

He just looked at me and he hopped away.

*(Repeat with other animals)*

See our friends at the Washington County Cooperative Library System share this rhyme:

<https://tinyurl.com/wcclw-little-rabbit>

## Sing



### Dancing Animals

*Tune: Here We Go ‘Round the Mulberry Bush*

This is the way the horses prance, (“trot” in place, knees high)

Horses prance, horses prance.

This is the way the horses prance,  
Dancing in the morning.

*Continue...match actions to words*

... ducks waddle...

... bunnies hop...

... worms wiggle...

... cats stretch...



This is fun to do in front of a mirror with your child. Be silly and have fun!

[www.bussongs.com/songs/here-we-go-round-the-mulberry-bush](http://www.bussongs.com/songs/here-we-go-round-the-mulberry-bush)

## At your library ...



Screen time for babies and toddlers is not recommended. However, reading an occasional picture book with your little one on your device is one way to enjoy more great stories together. Ask the staff at your library if they have e-books available to download to your computer, phone, or tablet.