



Did you know ...



Summertime is a great time to read, talk, sing, and play with your baby or toddler so they can continue building early literacy skills.

Take time to go to the park and bring books with you for an outdoor storytime. Make reading bedtime stories a family tradition and sing songs as you take walks around your neighborhood. Play games with your child so they learn to follow directions and take turns. Talk to your child during routines like grocery shopping and bath time.

Visit your local public library to borrow books and games or use the library's online services. Be sure to sign up for the library's summer reading program, where you can earn prizes for reading to your child or doing fun activities. Library programs are free!

Here's how ...




- ❖ Choose a quiet spot for you and your child to read aloud 15 – 20 minutes each day.
- ❖ Keep books in your diaper bag and in the car. When you have wait time in an office or while you are driving, books can keep your child interested and engaged.
- ❖ Get your child (or family) a library card at your local public library. It's free for most people. Some libraries offer free summer cards for those who live outside the local taxing district.
- ❖ Let your child pick out books they enjoy, even if you have to read the same books over and over. When children choose books they enjoy, they learn to love reading, and they become better readers when they start school.

Read






Stanley's Paint Box by William Bee



Stanley brings his paint box to paint a colorful castle with Little Woo, Sophie, and Benjamin. The friends work together to mix colors and use their rollers, sponges, brushes, and even their paws to create stripes, zigzags, and other fun patterns on the boxes.

Other adventures with Stanley:



Choosing Books



Some fun books for little artists:

Color Gallery: Introducing first colors through art by Isabel Otter

Little Blue Truck by Alice Shertle

Mix It Up by Hervé Tullet

Mouse Paint by Ellen Stoll Walsh

Not a Box by Antoinette Portis

Not Quite Black and White by Jonathan Ying

Play with Clay by Jenny Pinkerton

What to Do with a Box by Jane Yolen

Where Is the Green Sheep? by Mem Fox

Talk



This activity will help your child build vocabulary and also develop important math skills. Sit on the floor with your older toddler and put many toys in front of you. Say, “Let’s find all the toys that have the color red in them and put them together.” You can help your child sort by colors, size, or characteristics (such as toys that have wheels or eyes). Choose just one thing at a time to sort by so that your child does not get confused. Stop when your child loses interest.

Ready to Write



Clothespins are a handy tool to help develop your toddler’s finger muscles. Here are two simple activities you can do at home:

Let your child pick up small objects with a clothespin, such as cotton balls, bottle caps, rubber bands, etc.

Make a paintbrush by clipping a small piece of sponge in a clothespin. Use with watercolors, or dye a small container of water with food coloring. Let your child dab color on paper.

Play



Action Rhyme for Toddlers

Red bird, red bird, high in a tree.

How many red things can you see?


(Help your child point to red things in the room.)

Blue bird, blue bird, high in a tree.

How many blue things can you see?

(Help your child point to blue things in the room.)

Continue with other colors...



Sing



Rainbow Pokey

(Sung to the tune of the Hokey Pokey)

Help your child find toys or objects in each color of the rainbow, such as a red ball, a blue block, a yellow sock. Play the traditional game with colors instead of body parts.)

You put your red in,
you take your red out,
you put your red in
and you shake it all about.
You do the rainbow pokey
and you turn yourself around.
That's what it's all about.

Repeat with each color of the rainbow (orange, yellow, green, blue, purple)

To listen to the tune of the
Hokey Pokey visit



www.thelearninggroove.com/hokey-pokey

At your library ...



Be sure to check your library’s website and/or Facebook page for special summer activities in the library and out in the community!