

## Did you know...



“Vocabulary” is knowing the names of things, and it is developed as you help your child build words out of letters and letter sounds. Most children enter school knowing between 3,000 and 5,000 words. Developing a strong vocabulary helps your child as they learn to read.

When you think about it, you know that you are reading a word correctly if you have heard it before. The more words children hear, the more ready they will be to make connections between sounding out words and knowing they’re saying them correctly.

**The best way to help your child build vocabulary is to talk and read with them.**

## Here’s how...




- ❖ Speak in the language that is most comfortable for you. Talk about the stories and the pictures in the books.
- ❖ Choose a quiet spot for you and your child to read aloud 15 – 20 minutes each day. Children’s books have more rare words than everyday conversations and more than even children’s television programs.
- ❖ Talk to your child about what is going on around you. Talk about how things work, feelings, and ideas. Listen when your child talks to you.
- ❖ Look for books that teach concepts, such as numbers, colors, shapes, opposites, etc. These are things your child should know before they begin kindergarten.

## Read



### ***Up, Down, and Around,*** **by Katherine Ayres**



This colorful book shows where vegetables come from and introduces your child to lots of new words. The pictures are busy with plants, bugs, and animals that you can talk about with your child. They will find something new each time you read this book together!

April 22nd is Earth Day! Celebrate our planet by getting outside with your kids: take a walk, go to a park, go for a bike ride, and notice all the amazing things around you. Talk with your child about trees, flowers, animals, water, and different kinds of weather or landscape. Allow them to touch and feel and smell, and use lots of describing words!

## Choosing Books



### **Some Earth and nature books:**

*Biscuit’s Earth Day Celebration*, by Alyssa Satin Capucilli

*One Earth*, by Eileen Spinelli


*Up in the Garden and Down in the Dirt*, by Kate Messner

*Thank You, Earth*, by April Pulley Sayre

*Planting a Rainbow*, by Lois Ehlert

*I Am Earth*, by Rebecca and James McDonald

*We Walk Through the Forest*,  
by Lisa Ferland




## Talk



This activity will help your child build vocabulary and also develop important math skills. Sit on the floor with your 2-year-old and put many toys in front of you. Say, “Let’s find all the toys that have the color red in them and put them together.” You can help your child sort by colors, size, or characteristics (such as toys that have wheels or eyes). Choose just one thing at a time to sort by so that your child does not get confused. Stop when your child loses interest.

## Play



### Big Round Sun in the April Sky

The big round sun in the April sky  
*(raise arms to form sun around head)*

Winked at a cloud that was passing by  
*(wink and move hand across face)*

The gray cloud laughed as it scattered  
rain *(wiggle fingers downward)*

Then out came the big round sun again!  
*(raise arms to form sun around head again)*

And also a rainbow!  
*(wiggle fingers in an arch over head)*

## Write




Write your child a short “Morning Message” each day. You can use a dry erase board or chalkboard, or just use paper and pencil.

Dear Jamie,

Today is Monday. It is a school day. After school we will go to Grandma’s house.

Love, Mommy

Have them put their finger on top of yours, then point to each word as you read it aloud. Writing some of the same words each day will help your child begin to recognize letters, sounds, and some simple words and names.



King County  
Library System

<https://kcls.org/big-round-sun-in-the-april-sky/>

## At your library...



Look for books about the earth and nature at your local library. Some libraries have special Earth Day events planned. Visit your library’s website or give them a call!

## Sing



### Dig, Dig, Dig the Earth

*Tune: Row, Row, Row Your Boat*

Dig, dig, dig the earth,

Then you plant your seeds.

A gentle rain,

Then bright sunshine,

And flowers you will see!

<https://kcls.org/content/dig-dig-dig-the-earth/>

