

Did you know...



Children with print awareness understand that print has different functions; for example, menus list food choices, a book tells a story, a sign can point to a favorite restaurant or warn of danger. Show children that print is all around them. Point it out when you are out in the community or around the house.

It takes time and practice for children to understand that letters are symbols that create words, and that words represent things. Model for your child how to hold a book and that you read a sentence from left to right. Running your finger under the words as you read shows them to read from the top to the bottom of the page. Make a game of these skills to keep it fun!

Here's how...



- ✦ Have a special box or drawer with materials that your child can use for writing and drawing.
- ✦ Create writing kits filled with different types of paper, envelopes, labels and stickers, greeting cards, note pads, and a variety of writing tools.
- ✦ Junk mail can be a treasure trove for your child. Save envelopes, labels, stickers, or small writing pads you receive to put in your child's writing kit.
- ✦ Provide lots of experiences for writing practice—let your child write with her finger in pudding or shaving cream on a flat surface, draw in sand or dry Jell-O in a flat box or pan, write letters with paint and a paint brush, and/or use sidewalk chalk.




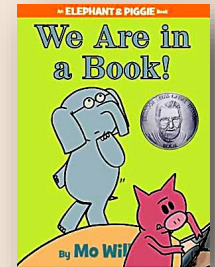
Read



We Are in a Book, **by Mo Willems**

Best friends Gerald and Piggie discover the power of print when they realize they can make you, the reader, say silly words. This is a book you will *have* to read again and again!

For more adventures with Gerald and Piggie visit your local library!



Award-winning author Mo Willems is the creator of many well-known characters, such as Pigeon, Knufflebunny, Edwina, Naked Mole Rat, Leonardo, and more. Find a list of all his books, as well as some fun and games, at www.pigeonpresents.com.

Choosing Books




Books that develop awareness of print:

- Books with lots of punctuation marks
- Books with signs, lists, labels, menus, charts, instructions, etc., as part of the illustrations
- Books in which characters are using print in different ways, such as writing a letter or making a checklist
- Books with speech or thought bubbles
- Recipe books

Talk



When reading books with speech or thought bubbles, explain to your child that these bubbles are used to show what the character is saying or thinking. Also point out the different types of punctuation marks, and show how these clues tell us how to read the words with emotion.



Write



Cut open a large paper grocery sack, or use large pieces of packing paper—something big enough to cover a large surface area. Tape corners down so it doesn't move. Put on some fun music. Gather crayons, colored pencils, pens, or washable markers. Then sit down with your child and just fill the space together with lines, shapes, or sketches. The fun is in the *doing*, not the finished art. Elephant and Piggie creator Mo Willems loves to doodle! Pigeonpresents.com

Play



Easy Puppets

Books that have characters who talk to each other with speech bubbles are fun to act out!

You can help your child make simple puppets with objects around the house, such as:

- Paper bags
- Old socks
- Popsicle or craft sticks
- Paper towel or tissue tubes
- Cardboard from cereal or other food boxes



Decorate with yarn, cardboard, pipe cleaners, stickers, markers, buttons, beads, fabric scraps, dry beans or pasta, feathers, and other odds and ends around the house or in your yard.

This is a great activity for a cold, winter day!

Sing



Make New Friends

Make new friends; but keep the old.
One is silver and the other is gold.
A circle is round; it has no end.
That's how long I want to be your friend.
A fire burns bright; it warms the heart.
We've been friends from the very start.
You help me, and I'll help you,
And together we will see it through.
Across the land; across the sea.
Friends forever we will always be.



Listen to the song at:

www.songsforteaching.com/folk/makenewfriends.php

At your library...



Your library, in cooperation with the Idaho Commission for Libraries, offers free “storytimes online” every day of the year. Each day features an online book to read with your child, as well as songs, rhymes, fingerplays, videos, crafts, and other activities that you can access from a computer, tablet, or smartphone.

DayByDayID.org

STORYTIMES ONLINE