

Did you know ...



Early literacy is what children know about reading and writing *before* they actually learn to read and write. Helping your child develop early literacy skills will build a foundation for reading so that when they are taught to read, they are ready.

This monthly newsletter will help you become more familiar with early literacy skills, and it contains tips and activities you can try at home with your child. "The Bookworm" is published monthly for three age groups: Babies and Toddlers, Preschool, and Kindergarten. You can find more "Bookworms," as well as versions in Spanish, at <https://libraries.idaho.gov/publications/bookworm/>.

Here's how ...




- ✦ Choose a quiet spot for you and your child to read aloud 15 – 20 minutes each day.
- ✦ Keep books and other reading materials where your child can reach them.
- ✦ Take books and writing supplies with you when you leave home so that your child can read and write wherever you go.
- ✦ Share rhymes and songs that young children enjoy, every day (*see page 2 for examples*).
- ✦ Show your child how you read every day for fun and work (novels, newspapers, magazines, etc.).
- ✦ Visit the library or bookstore with your child to attend storytimes and choose books to read at home.

Read



Groovy Joe: Ice Cream and Dinosaurs by Eric Litwin



Groovy Joe faces three roaring dinosaurs hungry for his doggy ice cream— Oh, no! But Joe knows just what to do and soon enough he has them all sharing while moving and singing along.



Mr. Eric is an award-winning author and musician. Hear read and sing Groovy Joe at <https://tinyurl.com/Groovy-joe-song>

Choosing Books






More Eric Litwin Books


Groovy Joe books:



Pete the Cat books (original):



The Nuts books:



Talk



Studies show that when parents and caregivers talk with their children throughout the day, those children learn more words and are better able to learn to read. Asking your child questions about her day, explaining what you're doing as you do it, and talking about what you see as you're out and about are ways to talk *with*, rather than *at*, your child.

Write



Part of learning to write is seeing how print is used in the world around us. Help your child find places in a book's illustrations where print is used, such as on a truck or ice cream tub. Look for print as you are out and about with your child, like on road signs, or in restaurants or grocery stores.

Play



Action Rhyme

(match actions to words)

Puppy dog, puppy dog, turn around.

Puppy dog, puppy dog, sit on the ground.

Puppy dog, puppy dog, sit and beg.

Puppy dog, puppy dog, stand on one leg.

Puppy dog, puppy dog, bark and wail!

Puppy dog, puppy dog, chase your tail!

Puppy dog, puppy dog, into bed you creep.

Puppy dog, puppy dog, go to sleep.

*Based on the traditional rhyme,
"Teddy Bear, Teddy Bear."*



Sing



Oh Where, Oh Where, Has My Little Dog Gone?

Oh where, oh where, has my little dog gone?

Oh where, oh where can he be?

With his ears cut short and his tail cut long,

Oh where, oh where can he be?



To hear this song go to

<http://tinyurl.com/youtube-littledog>

At your library ...



Your library offers many free resources to help you build your child's early literacy skills such as age-appropriate books, music, storytimes, parent workshops, booklists, take-home activities, and events for the whole family!