

## Did you know...



Play is the most age-appropriate way for young children to learn. Playing with words is a great way for your child to hear the different sounds and parts of the words that make up their language.

Help your child recognize that some words rhyme, some words begin with the same sound, some words end the same, and words can be broken down into smaller sounds or parts. Children who begin to notice these things are developing **phonological awareness**. Most children who have a strong sense of phonological awareness have an easier time learning to read.

## Here's how...




- ❖ Say nursery rhymes so that your child hears words that rhyme. Emphasize the rhyming words. "Twinkle, twinkle, little **star**, How I wonder what you **are**."
- ❖ Help your child find rhyming families: "Let's think of words that rhyme with *cat*: hat, bat, fat..." It's ok if they find a nonsense word that rhymes, such as 'gat.'
- ❖ Change the words in a nursery rhyme or song with silly or nonsense rhyming words. "Willaby wallaby woo, an elephant sat on you" becomes "Willaby, wallaby, wottle, an elephant sat on a bottle."
- ❖ Play "I Spy" games with rhyming words or beginning sounds. "I spy with my little eye something that begins with a 'f-f-f' sound (foot)," or "I spy something that rhymes with far (car)."
- ❖ Sing songs with your child every day. Songs break words down into small parts and often rhyme. See page 2 for a fun song to sing this month.

## Read



### Tomie dePaola's Mother Goose Favorites, by Tomie dePaola




Enjoy meeting up with familiar friends, including Little Bo-Peep, Jack and Jill, and many more in this Mother Goose book that is sure to be a bedtime favorite.

#### Nursery Rhymes

Nursery rhymes are a simple and easy way to help your child build rhyming skills. Research suggests that children who know lots of nursery rhymes before they begin school tend to find more success with learning to read. You can find more books of nursery rhymes at your local library.

*Tomie dePaola is a well-known author and illustrator of many children's books.*



## Choosing Books



### Types of books that help your child play with words...

*Rhyming books*

*Dr. Seuss books*

*Mother Goose Nursery Rhyme books*

*Books that illustrate a familiar song*

*Books with a rhythm or beat*

*Books with animal noises*

*Books that have repeating words or sounds*

*Any book!*

## Talk




As you look at the pictures in a book, talk with your child about things that may be unfamiliar, such as how the people are dressed. “Look at the dress this girl is wearing. It’s long and she has an apron tied around her waist. This boy has a really wide collar and his shirt has puffy sleeves. Do you dress like this? No, these pictures show how people dressed a long time ago.”

## Write



Make rhyming cards for your child to play games with by having them draw pictures of things that rhyme, cutting pictures from magazines, or printing clip art. You can use large index cards or small pieces of paper. Help your child write the word underneath the picture and use the cards to play a matching game.



## Play



### Five Little Chickadees

*(Hold up hand and put down one finger each time a bird flies away.)*

Five little chickadees sitting in a door.  
One flew away and then there were four.


Four little chickadees sitting in a tree.  
One flew away and then there were three.

Three little chickadees looking at you.  
One flew away and then there were two.

Two little chickadees sitting in the sun.  
One flew away and then there was one.

One little chickadee pecking at a bun.  
He flew away and then there were none.

*(Let your child fill in the rhyming word from each second line.)*



## Sing



*Many nursery rhymes are also songs. Sing this one with your preschooler:*

### Mary Had a Little Lamb

Mary had a little lamb,  
Little lamb, little lamb,  
Mary had a little lamb,  
Its fleece was white as snow.


Everywhere that Mary went,  
Mary went, Mary went,  
Everywhere that Mary went  
That lamb was sure to go.

It followed her to school one day,  
School one day, school one day,  
It followed her to school one day  
Which was against the rules.

It made the children laugh and play,  
Laugh and play, laugh and play,  
It made the children laugh and play  
To see a lamb at school.

*Hear song:*

[www.thelearninggroove.com/  
mary-had-a-little-lamb](http://www.thelearninggroove.com/mary-had-a-little-lamb)



## At your library...



Don't have access to a computer? Many libraries do not require a library card in order to use the computers. Some even offer free computer classes.