

# ILA 2023 Maker Meet-up!



Deana Brown, Idaho Commission for Libraries, Library Learning Consultant  
[deana.brown@libraries.idaho.gov](mailto:deana.brown@libraries.idaho.gov)

2013

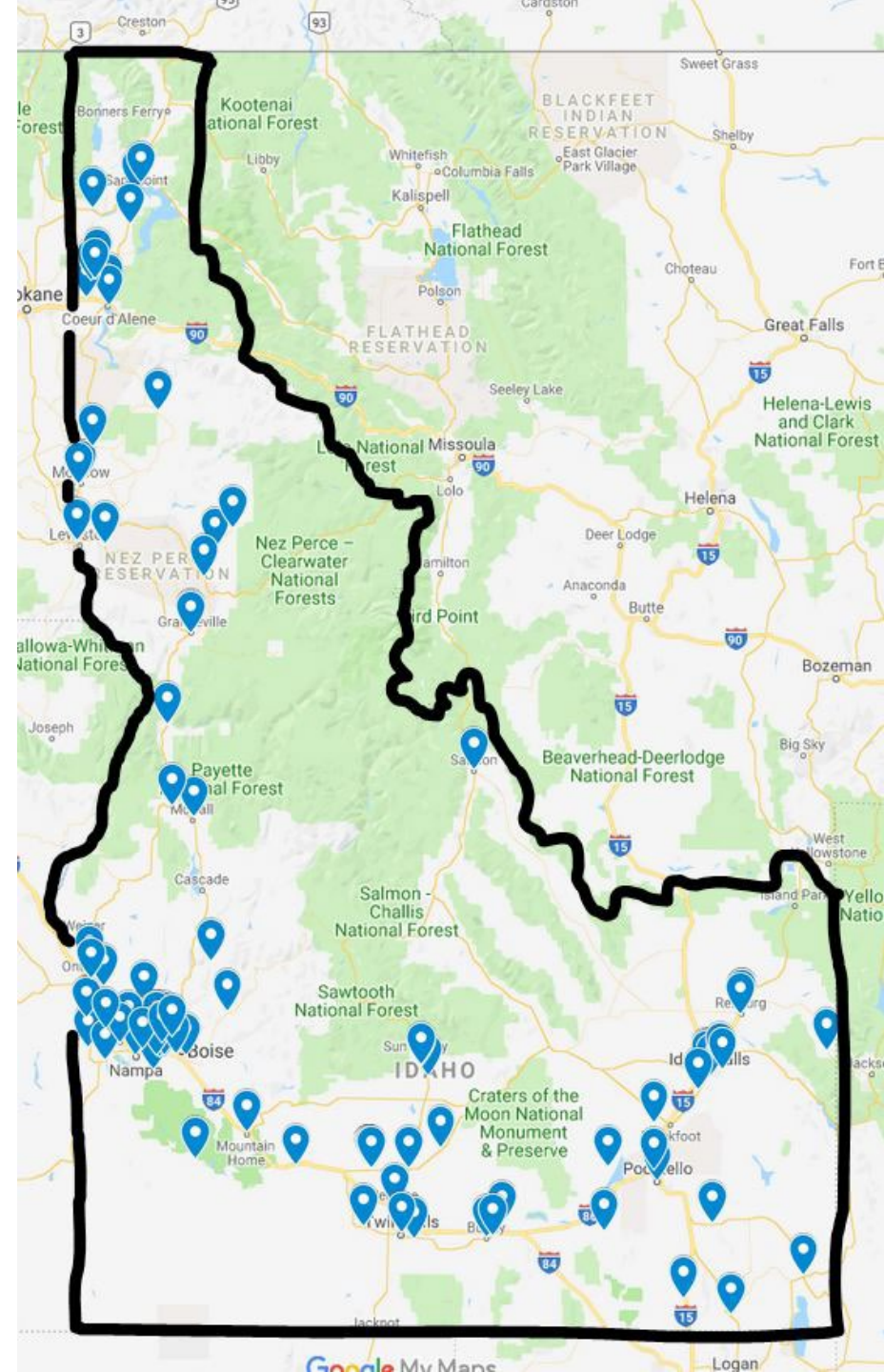
First Make It at the Library training

31,792

Students, educators, and community members impacted by 2021 program

98%

Of 2021 participants strongly/ agreed will improve library services





# Sewing and fiber arts programming in Idaho libraries

- **Salmon Public Library, Erin Barrett**  
Wool Spinning, Felting, & Weaving
- **Payette Public Library, Deleice Ward**  
Pillowcase & Book Bags
- **Twin Falls Public Library, Kathleen Lambert**  
A Good Yarn Club
- **Camas County Library, Steph Jewett**  
Knit Night



# **Wool Spinning, Felting & Weaving**

**Salmon Public Library**

**Erin Barrett**

**[programs@salmonlibrary.org](mailto:programs@salmonlibrary.org)**

# Program Overview

- Age group(s): Ages 5-13
- Time to set-up: 2 hours
- Time to complete: 2.5 hours
- Time to clean-up: 2 hours
- Mess level: High
- Difficulty level: Intermediate
- Approximate cost: \$50  
(Thanks to insourcing and volunteers)



# Supplies needed

- Wool
- Drop Spindles
- Cardboard Looms
- Yarn
- Paperclips
- Ziploc Freezer Bags
- Clear Dish Soap
- Small sized pool
- Fitted Sheet
- Rolling Tools



# Reflections

- **Successes**



- **Great turn out, 33 participants**
- **Something for everyone**
- **Projects were taken home**
- **New partnerships formed with local experts**
- **Interest in continued programming expressed**
- **Continuity of skills learned**

- **Lessons Learned**

- **Ziplock bags did not create enough friction to felt well**
- **Our pool was a little too big, took too much time to drain/fill**









# Fiber Arts programs past

---

Payette Public Library

Deleice Ward,  
[librarydirector@cityofpayette.c  
om](mailto:librarydirector@cityofpayette.com)

# Beginning Sewing: Pillowcase

- Age group(s): 8-12, teen/adult
  - One class offered to each age group
- Planning/gathering: 1-2 hours  
precut fabric
- Time to set-up: 30-45 minutes
- Time to complete: 2 hours (+)
- Time to clean-up: 30-45 minutes
- Mess level: low
- Difficulty level: beginner
- Approximate cost: minimal
  - materials were donated, or brought by participants



# Supplies needed

- 1 yard woven fabric
- strip of fabric 7-9 inches by 44"-45" selvedge to selvedge
- Thread
- Sewing machine
- Pins
- Scissors
- Sewing practice sheet



# Beginning Sewing: Book Bag

- Age group(s): 8-12, teen/adult
  - One class offered to each age group
- Planning/gathering: 1-2 hours  
precut fabric
- Time to set-up: 30-45 minutes
- Time to complete: 2 hours (+)
- Time to clean-up: 30-45 minutes
- Mess level: low
- Difficulty level: beginner
- Approximate cost: minimal
  - materials were donated, or brought by participants



# LADIES' NIGHT

Felt pie garland



Jar Ring Sunflowers



Macrame feather earrings

Waxed food wraps



Burlap bookmarks



← Rag Flag





Beaded friendship bracelet



Felt scrap fairy wands



Baby Yoda felt bookmark



Paracord people →



Felt butterfly

Heart handwarmers



Fine Motor Pineapple Lacing



Recycled plastic bag bracelet



Leaf Babies



Felt & Pinecone Farm Animals



Zombie Voodoo Dolls

# Take and Make

# Next Chapter

50+

Payette Public library

Gnome Scarecrow



October 10, 2023

@3:00pm

PATRIOTIC WREATHS



Stenciled Tote Bags



Cross Stitch  
Bookmarks

Bunny Burlap Door Hanger



Fabric Rope Baskets




Burlap Poinsettia Ornaments





# Other random things we have done



**Take and Make**

**Keychain Boondoggle**

Kit contains small parts

payette.lili.org

PAYETTE PUBLIC LIBRARY  
Hesperia, CA 92343

**Beginning Crochet**

**MAY 23**

**4:30 - 6:00 pm**

Learn a few basic stitches

Sign up required, materials provided



Yoda puppets & hat ornaments



No-Sew Sock Gnome



God's eye (Ojo de Dios)

After School Program  
Craft Day  
**Beginning Crochet**

Come and learn how to "finger" crochet.



Make a friendship bracelet or band.



# Reflection

- Success
- Most of the projects were fun and turned out well
- We repeated classes for the ones that were well attended
- Lessons Learned
- I found more projects than I remembered
- We have done quite a few over the years
- Not all involve sewing
- Take and Make kits are popular
- Classes always take longer than expected

# A Good Yarn Club

Twin Falls Public Library  
Kathleen Lambert, [klambert@tfpl.org](mailto:klambert@tfpl.org)



# Program Overview

---

- Age group(s): 7+
- Time to set-up: 10-15 min
- Time to complete: 2 hrs
- Time to clean-up: 10-15 min
- Mess level: Minimal
- Difficulty level: Beginner+
- Approximate cost: \$0-???



# Supplies needed

---

- Knitting needles (Size 10)
- Crochet hooks (Size H/8)
- Yarn
- Basic instructions
- Knit/Crochet kits
  - Teach yourself...
  - Knitting needles/crochet hooks



# Reflection

- Successes

- Providing “free” patterns at the program is a good incentive for attendance
- Having kits available for checkout supplements what you’ve been teaching/encourages continued practicing

- Lessons Learned

- Best to have tools and yarn available for use during program
- Remember people learn in different ways and at different speeds
- Time of year will impact your attendance



# Knit Night

Camas County Public Library

Stephanie Jewett

[library@camascounty.id.gov](mailto:library@camascounty.id.gov)



# Program Overview

- Age group(s): All Ages are welcome
- Time to set-up: 5 minutes
- Time to complete: 2 hours
- Time to clean-up: 5 minutes
- Mess level: none
- Difficulty level: depends!
- Approximate cost: no cost to the library



# Supplies needed

---

- Yarn (worsted weight is usually used for beginners)
- Knitting needles and crochet hooks of various sizes



# Reflection

- Success
  - Collaboration with our local 4H coordinator
  - Put out a call to the community- LOTS of yarn has come in
- Lesson Learned
  - Treat as a regular program, making sure the room is reserved



# Resources to keep on making!

- **Make It at the Library**

<https://libraries.idaho.gov/stem/make-it>

- **Idaho Library Makers LITTs** <https://libraries.idaho.gov/litt>

- **Idaho Library Makers Listserv**

<https://icfl.groups.io/g/IdahoLibraryMakers>

- **Idaho STEM Ecosystem** <https://www.idahostem.org>

- **Facebook Groups**

- Makers in the Library
- Makerspace Teachers